

DOCUMENT RESUME

ED 354 943

JC 930 113

TITLE Educational Plant Survey: Valencia Community College, February 22-24, 1993.

INSTITUTION Florida State Dept. of Education, Tallahassee. Office of Educational Facilities.

PUB DATE Feb 93

NOTE 117p.

PUB TYPE Reports - Research/Technical (143) -- Statistical Data (110)

EDRS PRICE MF01/PC05 Plus Postage.

DESCRIPTORS \*Capital Outlay (for Fixed Assets); College Housing; \*College Planning; Community Colleges; Construction Costs; Construction Needs; \*Educational Facilities; Educational Facilities Design; \*Educational Facilities Planning; Educational Finance; Enrollment; Enrollment Projections; Expenditure per Student; \*Facility Inventory; Long Range Planning; School Space; School Surveys; Space Utilization; Tables (Data); Two Year Colleges

IDENTIFIERS Valencia Community College FL

ABSTRACT

Pursuant to Florida educational legislation, this report presents findings of an educational plant survey conducted in February 1993 at Valencia Community College (VCC). The report is designed to aid the formulation of plans for housing the educational program, student population, faculty, administrators, staff, and ancillary services of the college for the ensuing 5-year period. Sections 1, 2, and 3 provide background information on the plant survey team, procedural policies, the cooperative process used in conducting plant surveys, and the scheduling and statutory foundation of plant surveys in the Florida community college system. Section 4 presents a historical overview of VCC, including its major purposes, goals, and policies as they relate to the capital improvements program. Section 5 analyzes the student population and projected enrollment for the 5-year period, while section 6 highlights the program, service, and facility needs for the five sites of VCC. Section 7 provides an inventory of existing sites and facilities, including site maps, a table of existing satisfactory student stations and space used per facility, and a discussion of instructional and auxiliary facilities. Section 8 provides a plan for housing programs, students, and services, and section 9 features an analysis of capital outlay finances, including revenue sources for capital outlay. The 10th and final section offers recommendations for specific construction, remodeling, and renovating plans, as well as data on site acquisition, development, and improvement needs and costs for each campus, totaling \$154,146,286 college wide. The bulk of the report consists of various exhibits of a statistical nature. (MAB)

\*\*\*\*\*  
 \* Reproductions supplied by EDRS are the best that can be made \*  
 \* from the original document. \*  
 \*\*\*\*\*

ED354943

# Educational Plant Survey

PERMISSION TO REPRODUCE THIS  
MATERIAL HAS BEEN GRANTED BY  
W. Bell

TO THE EDUCATIONAL RESOURCES  
INFORMATION CENTER (ERIC).

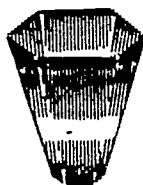
U.S. DEPARTMENT OF EDUCATION  
Office of Educational Research and Improvement  
EDUCATIONAL RESOURCES INFORMATION  
CENTER (ERIC)

This document has been reproduced as  
received from the person or organization  
originating it.  
 Minor changes have been made to improve  
reproduction quality.

• Points of view or opinions stated in this docu-  
ment do not necessarily represent official  
OERI position or policy.

VALENCIA COMMUNITY COLLEGE

FEBRUARY 22-24, 1993



State of Florida  
Department of Education  
Tallahassee, Florida  
Betty Castor, Commissioner  
Affirmative action/equal opportunity employer

Additional information about this report  
may be requested by contacting:

Educational Facilities Planning  
and Evaluation Section  
Office of Educational Facilities  
Department of Education  
1044 Florida Educational Center  
Ralph D. Turlington Building  
Tallahassee, Florida 32399

EDUCATIONAL PLANT SURVEY  
VALENCIA COMMUNITY COLLEGE  
FEBRUARY 22-24, 1993

DEPARTMENT OF EDUCATION  
TALLAHASSEE, FLORIDA  
BETTY CASTOR, COMMISSIONER

Affirmative action/Equal opportunity employer

## TABLE OF CONTENTS

SECTION 1.	
EDUCATIONAL PLANT SURVEY TEAM . . . . .	1
SECTION 2.	
PREFACE. . . . .	3
Section 3.	
INTRODUCTION TO THE EDUCATIONAL PLANT SURVEY . . . . .	5
Statutory Foundations . . . . .	5
Procedural Policies . . . . .	7
Cooperative Process . . . . .	8
SECTION 4.	
OVERVIEW OF THE COLLEGE . . . . .	11
Historical Prospective . . . . .	11
Collegewide Objectives . . . . .	12
Roles and Functions . . . . .	13
SECTION 5.	
ANALYSIS OF STUDENT POPULATION . . . . .	15
Student Enrollment of College . . . . .	15
Exhibit 310: Computation of Projections for Collegewide Capital Outlay Full-Time-Equivalent Student Enrollment . . . . .	17
Exhibit 320: Distribution of 1994-95 Projection for Capital Outlay Full-Time Equivalent Student Enrollment by Site . . . . .	18
SECTION 6.	
PROGRAMS, SERVICES, AND FACILITY NEEDS . . . . .	19
Exhibit 130: Program Facility List for:	
Site 1: West Campus . . . . .	20
Site 2: East Campus . . . . .	32
Site 3: Downtown Center . . . . .	42
Site 4: McCoy Special Purpose Center . . . . .	43
Site 5: Osceola Campus . . . . .	46

TABLE OF CONTENTS (Continued)

SECTION 7.

INVENTORY OF EXISTING SITES AND FACILITIES . . . . . 51

    Description of Sites . . . . . 51

    Map West Campus . . . . . 53

    Map of East Campus . . . . . 54

    Map of Downtown Center . . . . . 55

    Map of McCoy Special Purpose Center . . . . . 56

    Map of Osceola Center . . . . . 57

    Description of Facilities . . . . . 58

    Exhibit 140: Existing Satisfactory Student  
    Stations and Space by Facility For:

        Site 1: West Campus . . . . . 59

        Site 2: East Campus . . . . . 60

        Site 3: Downtown Center . . . . . 61

        Site 4: McCoy Special Purpose Center . . . . . 62

    Instructional Facilities and Student Stations . . . . . 63

    Auxiliary and Ancillary Facilities . . . . . 63

    Exhibit 340: Aggregate Footage of Satisfactory  
    Existing Net Square Footage by Space Category  
    by Site . . . . . 65

SECTION 8.

PLAN FOR HOUSING PROGRAMS, STUDENTS, AND SERVICES . . . . . 67

    Programs and Students . . . . . 67

    Exhibit 150: Summary of Student Stations for:

        Site 1: West Campus . . . . . 68

        Site 2: East Campus . . . . . 69

        Site 3: Downtown Center . . . . . 70

        Site 4: McCoy Special Purpose Center . . . . . 71

        Site 5: Osceola Campus . . . . . 72

    Personnel and Services . . . . . 73

    Exhibit 160: Summary of Existing and Recommended  
    Square Footage for:

        Site 1: West Campus . . . . . 74

        Site 2: East Campus . . . . . 75

        Site 3: Downtown Center . . . . . 76

        Site 4: McCoy Special Purpose Center . . . . . 77

        Site 5: Osceola Campus . . . . . 78

TABLE OF CONTENTS (Continued)


SECTION 9.

- ANALYSIS OF CAPITAL OUTLAY FINANCES . . . . . 79
  - Revenue Sources for Capital Outlay . . . . . 79
  - Exhibit 210: Schedule of State Board of Education
    - Bond Issues and Debt Requirements . . . . . 81
  - Exhibit 220: Capital Outlay Expenditure by
    - Fund Source from 1987-88 through 1991-92: . . . 82
  - Exhibit 230: Capital Outlay Expenditures by
    - Project Type from 1987-88 through 1991-92 . . . 83

SECTION 10:

- RECOMMENDATIONS FOR EDUCATIONAL PLANTS . . . . . 85
  - Exhibit 500: Recommendations for Educational Plants for:
    - Site 1: West Campus . . . . . 87
    - Site 2: East Campus . . . . . 98
    - Site 3: Downtown Center . . . . . 107
    - Site 5: Osceola Campus . . . . . 108
  - Standard Collegewide Recommendations . . . . . 113





SECTION 1  
EDUCATIONAL PLANT  
SURVEY  
TEAM

**Team members:** Persons serving on the educational plant survey for Valencia Community College were from the Department of Education, Office of Educational Facilities.




Dr. James K. Umholtz  
Survey Director and Editor  
Educational Facilities Specialist  
Office of Educational Facilities

Dr. Thomas K. Bullock  
Educational Facilities Specialist  
Office of Educational Facilities

Ms. Patricia Steinkuehler  
Educational Facilities Specialist  
Office of Educational Facilities

Mr. David Tranchand  
Educational Facilities Specialist  
Office of Educational Facilities





## SECTION 2

### PREFACE

An educational plant survey is a systematic study and evaluation of existing educational plants and the determination of future educational plant needs with respect to provision of appropriate facilities for accommodating educational programs and services for students. At least every five years, each Florida community college district board of trustees arranges for a districtwide educational plant survey pursuant to requirements in Section 9(d) of Article XII of the State Constitution, as amended, and Section 235.15, Florida Statutes (F.S.). The purpose of the survey is to aid the formulation of plans for housing the educational program, student population, faculty, administrators, staff, and auxiliary and ancillary services of the college for the following five-year period.




This publication, prepared for the District Board of Trustees of Valencia Community College, is the report of findings of the educational plant survey for Valencia Community College conducted February 22-24, 1993. The report contains recommendations for the educational plants of the college for the period from February 22, 1993 through June 30, 1998. The recommendations herein supersede all previous survey recommendations not implemented as of February 22, 1993, by either execution of a construction contract or issuance of a purchase order.

The findings and recommendations contained in this survey report enable the Board of Trustees to accomplish certain responsibilities with which it is vested: adoption of a proposed long-range plan for educational plants and auxiliary and ancillary facilities under Section 235.16, F.S.; adoption of a capital outlay budget as part of the college annual budget under Section 235.18, F.S.; submission to the Commissioner of Education of a three-year plan and data required for development of the annual legislative capital outlay budget request under Section 235.41, F.S.; use of state capital

outlay funds for payment for capital outlay projects under Rule 6A-2.0204(4), Florida Administrative Code (FAC); and formulation of a proposed building program and its submission in the form of a project priority list through the Office of Educational Facilities to the State Board of Education for approval under Rule 6A-2.0207, FAC, with the order of priority for expenditure of funds established in accordance with Rule 6A-2.0206, FAC.

Additionally, the survey report serves to satisfy the requirement of Section 240.327 (1), F.S., that the need for community college facilities be established by a survey. Finally, pursuant to Section 235.435(4)(a), F.S., all remodeling, renovation, and new construction projects included in the three-year priority list for legislative funding, prepared by the State Board of Community Colleges for the capital outlay budget request, must have been recommended by a survey.

The survey team gratefully acknowledges the contributions of time, effort, and expertise made by everyone who participated in the survey process: members of the faculty, staff, and administration at Valencia Community College and staff of the Department of Education.



SECTION 3  
INTRODUCTION  
TO THE  
EDUCATIONAL PLANT SURVEY

The educational plant survey is the initial planning phase for providing public educational plants in the State of Florida. Careful planning contributes to appropriate housing of educational programs and services for students and to the wise expenditure of public funds. The educational plant survey is established in the Constitution of the State of Florida and the Statutes of Florida.

**Statutory Foundations:** The statutory foundations for educational plant surveys are described below.

**Legal Basis:** The legal basis for the educational plant survey is established in Section 235.15, Florida Statutes:

Educational plant survey required.--At least every 5 years, each board, including the Board of Regents, shall arrange for an educational plant survey, to aid in formulating plans for housing the educational program and student population, faculty, administrators, staff, and auxiliary and ancillary services of the district or campus. Before educational plant survey of a school district or community college that delivers vocational or adult education programs, the Division of Vocational, Adult, and Community Education shall establish and transmit to the Office of Educational Facilities documentation of the need for additional vocational and adult education programs and the continuation of existing programs before facility construction or renovation related to vocational or adult education may be included in the education plant survey. Information used by the Division of Vocational, Adult, and Community Education to establish facility needs must include, but need not be limited to, labor market data, needs analysis, and information submitted by the school district or community

college. Each survey shall be conducted by the Department of Education or an agency approved by the commissioner. Surveys conducted by agencies other than the Department of Education shall be reviewed and approved by the commissioner. The survey report shall include at least an inventory of existing educational and ancillary plants; recommendations for existing educational and ancillary plants; recommendations for new educational or ancillary plants, including the general location of each; the utilization of school plants based on an extended school day or year-round operation; and such other information as may be required by the rules of the State Board of Education. An official copy of each survey report shall be filed by the board with the office. This report may be amended, if conditions warrant, at the request of the board or commissioner. Relocatables shall be included in the school district inventory of facilities, but shall only be rated at one-half of actual student capacity for purposes of the inventory and future needs determination.

**Definition:** Educational plant survey means a systematic study of present educational and ancillary plants and the determination of future needs to provide an appropriate educational program and services for each student.

**Purpose:** The purpose of a community college educational plant survey is to aid the Board of Trustees in formulating plans for housing the educational program and student population, faculty, administrators, staff, and auxiliary and ancillary services of the college district for the following five-year period.

**Requirement:** At least every five years, each Board of Trustees shall arrange for an educational plant survey,

**Alternative Methods:** An educational plant survey shall be conducted either by the Department of Education or by an agency approved by the Commissioner of Education. Surveys conducted by agencies other than the Department of Education shall be reviewed and approved by the Commissioner.

**Status of Prior Surveys:** A new educational plant survey shall supersede, as of the date it is conducted, all previous survey recommendations which have not been implemented either by execution of a construction contract or issuance of a purchase order.

**Amendment of Current Survey:** The current survey may be amended during the projected period if conditions appear to justify a change in the projected building construction program by request for a supplementary survey made by the Board of Trustees or the Commissioner of Education.

**Written Report:** A written report containing the findings of the educational plant survey and recommendations for housing the educational programs and projected student population of the college shall be made to the Board of Trustees. An official copy of each survey report shall be filed by the Board with the Office of Educational Facilities.

**Procedural Policies:** Procedural policies incorporated in the educational plant survey process for community colleges are explained below.

**Student Enrollment Projections:** The survey uses five-year capital outlay full-time-equivalent student enrollment projections developed by the Division of Community Colleges, Department of Education. The distribution of these projections by site is furnished by the college.

**Educational Programs:** The survey formulates a plan for housing the programs and services provided by the college. The Board of Trustees determines what programs and services are offered. The Division of Vocational, Adult and Community Education makes recommendations related to vocational programs to the Board of Trustees.

**Program Facility Lists:** Survey evaluation and planning are conducted with reference to program facility lists prepared through cooperative efforts of college staff and the Office of Educational Facilities. The lists are based on size of space and occupant design criteria included in the Florida Administrative Code for programs and services approved by the Board of Trustees, as well as special needs of the college.

**Facilities Inventory:** The survey uses the information about existing educational plants carried in computerized state inventory files containing data for sites, facilities, and rooms. The inventory is validated through cooperative efforts of college staff and the Office of Educational Facilities.

**Student Stations:** The survey counts capacity carrying student stations that are satisfactory and designates which stations are unsatisfactory.

**Space Utilization:** Survey evaluation and planning are conducted with regard to standard utilization criteria for instructional spaces. Criteria for classrooms are: 65 hours of room use per week, Monday through Saturday; 90 percent rate of room occupancy; 55 percent rate of station occupancy for sites with up to 2500 capital outlay full-time-equivalent student enrollment (CO-FTE) and 60 percent rate of station occupancy for sites with 2500 or greater CO-FTE; and 13 average weekly contact hours per CO-FTE.

Standards for vocational laboratories are: 36 hours of room use per week; 68 percent rate of station occupancy; and 12 average weekly contact hours per vocational CO-FTE. Standards for nonvocational laboratories are: 21 hours of room use per week for sites with up to 2500 CO-FTE and 24 hours of room use per week for sites with 2500 or greater CO-FTE; 80 percent rate of station occupancy; and four average weekly contact hours per nonvocational CO-FTE.

**Recommendations:** The survey makes recommendations for site acquisition, development, and improvement, remodeling, renovation, and new construction for sites and facilities owned by the college. Standard recommendations are included for provision of custodial services facilities, provision of sanitation facilities, correction of safety deficiencies, modification for compliance with handicap standards, replacement of defective roofs, and purchase of equipment.

Recommendations for leased sites and facilities are made in accordance with the provisions of Sections 235.055 and 235.056, F.S., and Rule 6A-2.029, FAC. Recommendations pertaining to new campuses, centers, and sites are considered only after a proposal for establishment submitted by the college has been recommended by the State Board of Community Colleges as well as the Postsecondary Education Planning Commission and approved by the State Board of Education.

**State Funds:** Survey recommendations establish need for capital outlay projects; they do not imply automatic availability of funds to pay for projects. Information about state funds for public education capital outlay projects and about eligibility for expenditure is found in Section 9(a)(2) and Section 9(d) of Article XII of the State Constitution, as amended, Chapter 235 and Chapter 240 of the Florida Statutes, and Rule 6A-2 of the Florida Administrative Code.

**Cooperative Process:** An educational plant survey conducted for a district Board of Trustees by the Department of Education is accomplished through cooperative efforts of the college administration and staff of the Office of Educational Facilities. The steps in the cooperative survey process are listed below.

1. The Board of Trustees requests, by resolution, that the Department of Education conduct a survey to determine the status and needs of the educational plants of the college district.
2. The director of the Educational Facilities Planning and Evaluation Section (Planning and Evaluation), Office of Educational Facilities, schedules the survey, appoints the survey director, and assigns survey staff from the Department of Education.



3. The college president appoints the survey coordinator for the college.
4. The survey director and other Planning and Evaluation staff are available for consultation and service to the college throughout the survey process.
5. The survey director gives the five-year capital outlay full-time-equivalent student enrollment projections developed by the Division of Community Colleges to the survey coordinator. College staff distribute the projections by site.
6. The Board of Trustees established the educational programs to be provided by the college during the five-year period of the survey. The Board decides which vocational programs are to be offered, in accordance with the documented needs determined by the need established by the Division of Vocational, Adult and Community Education of the Department of Education.

College staff list the programs, indicating which ones the board wishes to continue, expand, initiate, and delete. Based on program decisions of the board, together, college administrators and staff and Planning and Evaluation staff prepare program facility lists for each campus, center, and special purpose center.

7. College staff furnish site plans and building schematics for all sites and facilities owned by the college and for those leased for more than one year. Together, college staff and Planning and Evaluation staff validate and correct data for sites, facilities, and rooms carried in the computerized state inventory files as well as the site plans and building schematics.
8. College administrators and staff prepare lists for each site of needs identified by the college for site acquisition, development, and improvement, remodeling, renovation, and new construction. Outdoor physical education facilities are included under site improvement. Items may be included for projects in the planning stage for which an architect is employed but no construction contract has been executed.

Items for remodeling and renovation contain specific information: building number and name; room numbers; current functions of spaces, use codes, square footages, and student stations; as well as needed functions of spaces, use codes, square footages, and student stations. Items for new construction specify needed functions of spaces, use codes, net and gross square footages, and student stations.




Cost estimates are provided for items for site acquisition, development, and improvement; they may be furnished for other items as well. Cost estimates for survey recommendations involving building square footage are based on cost figures for the college used in the legislative capital outlay budget request for the fiscal year in which the survey is conducted. The survey director can provide these cost figures to the survey coordinator.

9. College staff prepare a survey workbook for use by survey staff during the educational plant survey. The workbook contains documentation related to items 5, 6, 7, and 8, above. It also contains general background information about the college and is supplemented with a current catalogue.

A copy of the workbook is provided for each survey staff member. One copy, along with the catalogue, is given to the survey director at least ten days before the opening date of the survey. The other copies may be distributed to survey staff at the beginning of the survey.

10. The college finance officer furnishes the survey director with particular financial information pertaining to state board of education bond issues and certain debt requirements, capital outlay expenditures by fund source, and capital outlay expenditures by project type.
11. The survey director and staff conduct the educational plant survey on site in the college district. They visit and evaluate all existing sites and facilities. They study and analyze all available information relevant to educational and ancillary plant needs. They discuss needs with college administrators and staff. Finally, they develop recommendations to provide for the needs.
12. The survey director, aided by survey staff, prepares the written report of findings and recommendations for the Board of Trustees. An official copy is filed with the Office of Educational Facilities.





SECTION 4

OVERVIEW

OF THE

COLLEGE

The goal of the educational plant survey is to assist the college by developing a plan for housing the programs and services provided by the college. Educational plant needs are the focus of the survey. It also helps to have a general understanding of the college. The following information was provided by the college.

**Historical Prospective:** Valencia Community College is a multicampus institution with three campuses, one special purpose center and the district administration office facility.

Valencia Junior College was founded in February 1967 by the Orange County Board of Public Instruction and the State Board of Education under the authority granted by the 1961 session of the Florida Legislature.

In the fall of 1967, the Charter Class, limited to freshmen students, began classes in temporary facilities at 2908 West Oak Ridge Road, Orlando. On July 1, 1969, the College Advisory Committee became the Valencia Junior College District Board of Trustees, replacing the Orange County Board of Public Instruction as the governing body of the college.

The granting of full accreditation by the Souther Association of Colleges and Schools in 1969, the changing of its name from Valencia Junior College to Valencia Community College (VCC) in 1971, the moving to a first permanent campus in 1971, the adding of Osceola County to the college district in 1974, the creating of Open Campus in 1974, the opening of the East Campus in 1975 and the opening of a permanent campus in Osceola County in 1986 have been landmark events in the history of the college.

West Campus is located on a 180 acre site at 1800 South Kirkman Road. The Open Campus, with headquarters in the college's Downtown Center at 190 South Orange Avenue, provides needed courses and programs to residents of the entire college district.

East Campus is located on an 80 acre site at 701 North Econlockhatchee Trail.

Osceola Joint-use facility adjacent to Gateway High School at 809 Osceola Boulevard in Kissimmee.

Site 4, the McCoy Center is located on Daetwyler Drive west of the Orlando International Airport, is used for continuing education programs and community projects.

A new-owned site in Osceola County, Site 5, is west of Gateway High School, host joint-use facility with Valencia Community College. It will remain as Site 5.

**Collegewide Objectives:** In accordance with the principles specified by the Florida State Legislature, the following guiding principles have been adopted for Valencia Community College.

1. The college shall make every effort to remove geographic, economic, physical and cultural barriers to higher education. All citizens should be encouraged to continued their education to the limits of their abilities and interest.
2. The college shall provide a diversity of programs to meet the needs of the community.
3. The college shall attempt to instill in all its students an understanding of the value and necessity of work. An appreciation of all workers and a respect for all types of work shall be cultivated.
4. The college shall attempt to emphasize the fact that the rights of citizens in a democracy are inseparably associated with their responsibilities.
5. The college shall attempt to instill in each student a desire for continued learning which will help him or her understand and adapt to the many rapid changes in contemporary American society.

In conformity with the principles described above, VCC has developed the following specific objectives:

1. To provide a two-year college parallel program which will prepare students to transfer to senior colleges and universities upon completion of the Associate in Arts degree.




2. To provide career programs that will prepare students for gainful employment in the community upon completion of an Associate in Science degree.
3. To provide continuing education courses, programs and activities to meet the needs of the community in the areas of vocational training, cultural and recreational activities and to upgrade professional skills as requested by the citizens of the college district.
4. To provide guidance and counseling services for all students. These services shall be available to day and evenings student and shall be organized to assist the students in self-evaluation and in making appropriate decisions dealing with personal, academic and career planning.
5. To provide basic and developmental programs to give students needing academic assistance a greater chance for success.
6. To provide, as a community service, cultural, recreational and personal improvement programs designed to meet individual needs and interests.
7. To provide educational leadership, especially in the improvement of instruction, in research and in curriculum.
8. To provide an additional cultural center for the community.

**Roles and Functions:** The functions of Valencia Community College are as varied as the students who seek admission. Major roles and functions are:

1. The Transfer Function - The college provides the first two years of study leading to a baccalaureate degree. In addition to general education courses that are required, students may select courses needed as preparation for later specialization.
2. The Career Education Function - The college has a responsibility for meeting the post high school needs of the area in technical education. For many students, this means encouraging improvement in work habits and developing techniques to solve problems.
3. The Community Service Function - The college has a responsibility to provide educational services needed or desired by all segments of the community. These may include such activities as continuing education, enrichment or occupational courses, counseling services, cultural events,

workshops, conferences, seminars and refresher courses. To ascertain the needs of the community, the college uses advisory committees to recommend courses and programs. The college welcomes suggestions from interested individuals. The college is committed to taking these courses and programs to all areas of the college district, thereby making them readily available to all of its citizens.

4. The General Education Function - The college provided a basic liberal education through courses designed to prepare students for responsible citizenship, for wholesome and creative participation in life activities and for intelligent decision-making.
5. The Counseling Function - The college assists students in assessing and fulfilling their potential through academic, career and personal decision-making.
6. The Developmental Function - The college assists those students who need special help to develop self-confidence and to achieve academic success.



SECTION 5  
ANALYSIS  
OF  
STUDENT POPULATION

**College Service Area:** Valencia Community College serves the geographic district of the state comprised of Orange and Osceola Counties only. Because it is a non-residential college, the great majority of the student populations lives in the college district.

**Student Enrollment of College:** Student enrollment was the single most important factor considered by the survey team in making decisions related to planning square footage size and total amount of facilities. The unit of enrollment used in the survey was the capital outlay full-time-equivalent student (CO-FTE). It represents a student enrolled full time for fall, spring, and summer semesters during the academic year in classes taught in college-owned facilities. The level of enrollment used was the number of CO-FTE projected for the fifth year beyond the fiscal year in which the survey was conducted. The CO-FTE projections were separated according to vocational and nonvocational enrollments. Furthermore, they were distributed by site to enable appropriate planning for particular needs of each campus of the college. Collegewide CO-FTE projections are displayed in **Exhibit 310: Full-Time Equivalent Student Enrollment**. Distribution among sites is shown in **Exhibit 320: Distribution of Projected FTE Enrollment**.

The method for computation and distribution deserves note. Each year the college submits a report of actual full-time-equivalent student enrollment (FTE) to the Bureau of Information Systems, Division of Community Colleges. Using the last five years of actual FTE data along with general population figures for the

college district, the Bureau projects both annual and capital outlay FTE for the next six-year period. The difference between annual FTE and CO-FTE equates to the deletion of courses using unowned space not requiring permanent facilities. Finally, using CO-FTE projections computed by the Bureau, the college distributes collegewide vocational and nonvocational CO-FTE among sites based on local expectation for the enrollment pattern throughout the district.

## College: VALENCIA COMMUNITY COLLEGE

COMPUTATION OF PROJECTIONS FOR COLLEGEWIDE  
CAPITAL OUTLAY FULL-TIME-EQUIVALENT STUDENT ENROLLMENT

ITEM	1993-94	1994-95	1995-96	1996-97	1997-98
<b>TOTAL CAPITAL OUTLAY FTE PROJECTIONS</b>	<b>12,932</b>	<b>14,075</b>	<b>15,221</b>	<b>16,372</b>	<b>17,550</b>
<b>NONVOCATIONAL FTE:</b>					
* Annual FTE	9,770	10,632	11,498	12,368	13,258
Less: FTE Not Req Perm Facilities	0	0	0	0	0
Adjusted Annual FTE Projection	9,770	10,632	11,498	12,368	13,258
<b>VOCATIONAL FTE:</b>					
* Annual FTE	3,162	3,443	3,723	4,004	4,292
Less: FTE Not Req Perm Facilities	0	0	0	0	0
Adjusted Annual FTE Projection	3,162	3,443	3,723	4,004	4,292

SOURCE: Department of Education, Division of Community Colleges, Bureau of Information Systems, "The FTE Projections for the Capital Outlay Formula Budget", September 2, 1992.

\* Capital outlay full-time-equivalent student enrollment, 1997-98, projected.

**College: VALENCIA COMMUNITY COLLEGE**


**DISTRIBUTION OF 1997-98 PROJECTION FOR CAPITAL OUTLAY  
FULL-TIME-EQUIVALENT STUDENT ENROLLMENT BY SITE**

CAMPUS	NON- VOCATIONAL CO-FTE	VOCATIONAL CO-FTE	TOTAL CO-FTE *	PERCENT COLLEGE FTE
<b>TOTAL CAPITAL OUTLAY FTE FOR COLLEGE</b>	13,258	4,292	17,550	100.00%
-----				
Site : No. 1: West Campus	5,994	2,466	8,460	48.21%
Site : No. 2: East Campus	5,172	1,092	6,264	35.69%
Site : No. 3: Downtown Center	0	22	22	0.13%
Site : No. 4: McCoy Spec Purp Center	0	31	31	0.18%
Site : No. 5: Osceola Campus	2,092	681	2,773	15.80%
-----				

SOURCE: Capital Outlay FTE Projections furnished by college as of January 26, 1993.

\* Capital outlay full-time-equivalent student enrollment, 1997-98, projected.





SECTION 6

PROGRAMS, SERVICES

AND

FACILITY NEEDS

Under the provisions of Section 240.319(3)(b), F.S., and Rule 6A-14.0247(3), FAC, the community college Board of Trustees has responsibility for establishing the programs and services provided by the college. The supportive role of the educational plant survey is to formulate a plan for housing the programs and services offered. The survey team developed a comprehensive five-year plan for appropriately accommodating the educational program, student population, faculty, administrators, staff, and auxiliary and ancillary services of the college.

A program facility list, or model of need, was prepared for each officially designated site. The development process involved participation by college administrators and key personnel representing vocational and nonvocational program areas, in consultation with staff of the Educational Facilities Planning and Evaluation Section, Office of Educational Facilities, and with reference to size of space and occupant design criteria provided in Rule 6A-2.032, FAC. In addition to detailed requirements for instructional programs, the list prescribed aggregate square footages for auxiliary and ancillary services classified according to physical education, library, audiovisual, auditorium/exhibition, student services, office, and institutional support services. The program facility lists for Valencia Community College are presented by site in **Exhibit 130: Facilities List**.

College: VALENCIA COMMUNITY COLLEGE

Year: 1997-98

Site : No. 1: West Campus

Site CO-FTE : 8460

Nonvocational: 5994

Vocational : 2466

ICS CODE	DESCRIPTION OF SPACE	STA-	SQ/FT	SQ/FT	NO.	TOTAL	TOTAL
		TIONS PER	PER STA-				
		PER	TION	SPACE	CES	SQ/FT	

GRAND TOTALS - CLASSROOMS AND LABS

305,416

5,592

10000000 INSTRUCTIONAL SPACES

10000000 GENERAL CLASSROOMS

10000000	Classroom	25	25	625	125	78,125	3,125
	Storage, Material			75	125	9,375	
				700	250	87,500	

11000000 NONVOCATIONAL LABORATORIES

11104000 BIOLOGICAL SCIENCES

11104010	Biology Lab	20	55	1,100	5	5,500	100
	Storage, Material			125	5	625	
	Storage, Project			275	5	1,375	
				1,500	15	7,500	

11104020	Botany Lab	20	55	1,100	1	1,100	20
	Storage, Material			125	1	125	
	Storage, Project			275	1	275	
				1,500	3	1,500	

11104110	Microbiology Lab	20	55	1,100	1	1,100	20
	Storage, Material			125	1	125	
	Storage, Project			275	1	275	
				1,500	3	1,500	

11104120	Anatomy/Physiology Lab	20	55	1,100	1	1,100	20
	Storage, Material			125	1	125	
	Storage, Project			275	1	275	
				1,500	3	1,500	

11104180	Biology (Marine) Lab	20	55	1,100	1	1,100	20
	Storage, Material			125	1	125	
	Storage, Project			275	1	275	
				1,500	3	1,500	

11119000 PHYSICAL SCIENCES

College: VALENCIA COMMUNITY COLLEGE

Year: 1997-98

Site : No. 1: West Campus

Site CO-FTE : 8460

Nonvocational: 5994

Vocational : 2466

ICS CODE	DESCRIPTION OF SPACE	STA- PER SPAC	SQ/FT PER TION	SQ/FT EACH SPACE	NO. SPA- CES	TOTAL SQ/FT	TOTAL STATIONS
11119020	Physics Lab	30	55	1,650	4	6,600	120
	* Material Storage			130	4	520	
	* Project Storage			185	4	740	
	* Video Taping			200	2	400	
	* Computer Analysis			200	2	400	
	* Shop/Prep			380	2	760	
				-----	-----	-----	
				2,745	18	9,420	
11119050	Chemistry Lab	24	55	1,320	5	6,600	120
	* Storage, Material			125	3	375	
	Storage, Project			175	5	875	
	* Flammable Storage			185	2	370	
	* Balance Room			175	5	875	
	* Instrument Room			360	3	1,080	
	* Preparation			180	5	900	
				-----	-----	-----	
				2,520	28	11,075	
11119110	Astronomy Lab	20	55	1,100	1	1,100	20
	Storage, Material			125	1	125	
	Storage, Project			175	1	175	
				-----	-----	-----	
				1,400	3	1,400	
11119110	Meteorology	20	55	1,100	1	1,100	20
	Storage, Material			125	1	125	
	Storage, Project			175	1	175	
				-----	-----	-----	
				1,400	3	1,400	
11119170	Geology/Earth Science Lab	24	55	1,320	3	3,960	72
	Storage, Material			125	3	375	
	Storage, Project			175	3	525	
	* Preparation			400	3	1,200	
				-----	-----	-----	
				2,020	12	6,060	
11210000	FINE AND APPLIED ARTS						
11210010	Art Lab	20	50	1,000	3	3,000	60
	Kiln			60	3	180	
	Storage, Material			100	3	300	
	Storage, Project			175	3	525	
				-----	-----	-----	

College: VALENCIA COMMUNITY COLLEGE

Year: 1997-98

Site : No. 1: West Campus

Site CO-FTE : 8460

Nonvocational: 5994

Vocational : 2466

ICS CODE	DESCRIPTION OF SPACE	STA-	SQ/FT	SQ/FT	NO.	TOTAL	TOTAL
		TIONS PER	STA-	EACH	SPA-		
		PER	TION	SPACE	CES	SQ/FT	STATIONS
				1,335	12	4,005	
11311000	LETTERS AND FOREIGN LANGUAGES						
11311010	Foreign Languages Lab	25	40	1,000	4	4,000	100
	Storage, Material			100	4	400	
				-----	-----	-----	
				1,100	8	4,400	
11000000	OTHER PROGRAMS						
11408010	Education Lab	20	45	900	1	900	20
	Storage, Material			100	1	100	
				-----	-----	-----	
				1,000	2	1,000	
11505000	Bus Mktng and Mgmt Lab	24	45	1,080	1	1,080	24
	Storage, Material			100	1	100	
				-----	-----	-----	
				1,180	2	1,180	
11505020	Computer (Accounting) Lab	25	45	1,125	3	3,375	75
	Storage, Material			100	3	300	
				-----	-----	-----	
				1,225	6	3,675	
11607010	Computer and Infor Science Lab	20	45	900	3	2,700	60
	Storage, Material			100	3	300	
				-----	-----	-----	
				1,000	6	3,000	
11617010	Mathematics (General) Lab	50	25	1,250	2	2,500	100
	Storage, Material			75	2	150	
				-----	-----	-----	
				1,325	4	2,650	
11617020	Statistics (Math & Theory) Lab	25	25	625	2	1,250	50
	Storage, Material			75	2	150	
				-----	-----	-----	
				700	4	1,400	
11722070	Political Sci & Gov't Lab	25	55	1,375	1	1,375	25
	Storage, Material			125	1	125	
	Storage, Project			175	1	175	
				-----	-----	-----	
				1,675	3	1,675	

College: VALENCIA COMMUNITY COLLEGE

Year: 1997-98

Site : No. 1: West Campus

Site CO-FTE : 8460

Nonvocational: 5994

Vocational : 2466

ICS CODE	DESCRIPTION OF SPACE	STA- SQ/FT		SQ/FT	NO.	SPA- TOTAL	TOTAL
		PER STA-	TIONS PER				
11722080	Sociology Lab	25	55	1,375	1	1,375	25
	Storage, Material			125	1	125	
	Storage, Project			175	1	175	
				-----	-----	-----	
				1,675	3	1,675	
11806010	Communication/Reading Lab	20	45	900	2	1,800	40
	Storage, Material			100	2	200	
				-----	-----	-----	
				1,000	4	2,000	
11806010	Communications/Writing Lab	20	45	900	3	2,700	60
	Storage, Material			100	3	300	
				-----	-----	-----	
				1,000	6	3,000	
11806020	Journalism Lab	15	45	675	1	675	15
	Storage, Material			100	1	100	
				-----	-----	-----	
				775	2	775	
11849000	Interdisciplinary Studies Lab	20	55	1,100	2	2,200	40
	Storage, Material			100	2	200	
	Storage, Project			150	2	300	
				-----	-----	-----	
				1,350	6	2,700	
11849030	Humanities and Social Sci	20	55	1,100	1	1,100	20
	Storage, Material			100	1	100	
	Storage, Project			150	1	150	
				-----	-----	-----	
				1,350	3	1,350	
12000000	VOCATIONAL/TECHNICAL LABORATORIES						
12100000	AGRICULTURAL EDUCATION						
12105000	ORN HORT (PROD, PROC, MKT & SERV)						
12105000	Ornamental Horticulture Lab	25	50	1,250	1	1,250	25
	Classroom, Related Instruction			525	1	525	
	Greenhouse			800	1	800	
	Lockers, Toilets and Showers			150	1	150	
	Reference			200	1	200	
	Storage, Flammable			175	1	175	
	Storage, Material			175	1	175	

College: VALENCIA COMMUNITY COLLEGE

Year: 1997-98

Site : No. 1: West Campus

Site CO-FTE : 8460

Nonvocational: 5994

Vocational : 2466

ICS CODE	DESCRIPTION OF SPACE	STATIONS PER SPACE	SQ/FT PER STATION	SQ/FT EACH SPACE	NO. CES	TOTAL SQ/FT	TOTAL STATIONS
	Storage, Tool			350	1	350	
	Storage, Machinery			1,100	1	1,100	
				-----	-----	-----	
				4,725	9	4,725	
12200000	DISTRIBUTIVE EDUCATION						
12202000	Sales-Mdse II Lab (Fashion Mkt)	20	57	1,140	2	2,280	40
	Classroom, Related Instruction			525	2	1,050	
	Reference			150	2	300	
	Storage, Material			125	2	250	
				-----	-----	-----	
				1,940	8	3,880	
12204000	Sales-Mdse I Lab (Fin Svc/Bnkg)	25	57	1,425	1	1,425	25
	Storage, Material			125	1	125	
				-----	-----	-----	
				1,550	2	1,550	
12211000	Hotel-Motel I (Restaurant Mgt)	20	43	860	2	1,720	40
	Classroom, Related Instruction			525	2	1,050	
	Reference			150	2	300	
	Storage, Material			125	2	250	
				-----	-----	-----	
				1,660	8	3,320	
12211000	Hotel-Motel II (Hospitality Mgt)	23	57	1,311	2	2,622	46
	Classroom, Related Instruction			525	2	1,050	
	Reference			150	2	300	
	Storage, Material			125	2	250	
				-----	-----	-----	
				2,111	8	4,222	
12213000	Mgt-Super Clsrm (Retail Food Mgt)	20	27	540	2	1,080	40
	Storage, Material			125	2	250	
				-----	-----	-----	
				665	4	1,330	
12213000	Mgmt-Super Classroom (Insurance)	25	27	675	1	675	25
	Storage, Material			125	1	125	
				-----	-----	-----	
				800	2	800	
12300000	HEALTH OCCUPATIONS EDUCATION						
12300000	DENTAL						

College: VALENCIA COMMUNITY COLLEGE

Year: 1997-98

Site : No. 1: West Campus

Site CO-FTE : 8460

Nonvocational: 5994

Vocational : 2466

ICS CODE	DESCRIPTION OF SPACE	STA-	SQ/FT	SQ/FT	NO.	SPA- TOTAL	TOTAL
		TIONS PER	STA-				
12301020	Dental Hygiene Lab-Assoc Degree	20	95	1,900	2	3,800	40
	Classroom, Related Instruction			525	2	1,050	
	Darkroom			60	2	120	
	Lockers, Faculty			90	2	180	
	Lockers, Student			360	2	720	
	Operations			360	2	720	
	Reception			360	2	720	
	Storage, Material			125	2	250	
	X-Ray			135	2	270	
				-----	-----	-----	
				3,915	18	7,830	
12303000	<b>NURSING</b>						
12303010	Nursing Lab (RN)	20	158	3,160	3	9,480	60
	Classroom, Related Instruction			525	3	1,575	
	Storage, Material			300	3	900	
	Lockers, Student			180	3	540	
	Reception			135	3	405	
	Reference			360	3	1,080	
	Conference			225	3	675	
				-----	-----	-----	
				4,885	21	14,655	
12304000	<b>REHABILITATION</b>						
12304010	Occupational Therapy Assist Lab	20	80	1,600	1	1,600	20
	Classroom, Related Instruction			525	1	525	
	Technical Laboratory			940	1	940	
	Storage, Material			500	1	500	
				-----	-----	-----	
				3,565	4	3,565	
12304021	Physical Therapy Assistant	20	80	1,600	1	1,600	20
	Hydrotherapy			560	1	560	
	Storage, Material			175	1	175	
				-----	-----	-----	
				2,335	3	2,335	
12305000	<b>RADIOLOGIC</b>						
12305010	Radiation Therapy Tech Lab	20	80	1,600	1	1,600	20
	Classroom, Related Instruction			525	1	525	
	Storage, Material			350	1	350	
	Technical Laboratory			940	1	940	
	Darkroom			360	1	360	
				-----	-----	-----	

College: VALENCIA COMMUNITY COLLEGE

Year: 1997-98

Site : No. 1: West Campus

Site CO-FTE : 8460

Nonvocational: 5994

Vocational : 2466

ICS CODE	DESCRIPTION OF SPACE	STA- TIONS PER SPAC	SQ/FT STA- TION	SQ/FT EACH SPACE	NO. SPA- CES	TOTAL	
						SQ/FT	STATIONS
				3,775	5	3,775	
12305020	Radn Ther Tech (Radiography) Lab	20	80	1,600	1	1,600	20
	Classroom, Related Instruction			525	1	525	
	Storage, Material			350	1	350	
	Technical Laboratory			940	1	940	
	Darkroom			360	1	360	
				-----	-----	-----	
				3,775	5	3,775	
12305040	Diagnostic Med Tech Sonog Lab	20	80	1,600	1	1,600	20
	Classroom, Related Instruction			525	1	525	
	Storage, Material			350	1	350	
	Technical Laboratory			940	1	940	
				-----	-----	-----	
				3,415	4	3,415	
12306000	OPHTHALMIC						
12306020	Ophthalmic Technician	20	79	1,580	1	1,580	20
	Dispensary			450	1	450	
	Lens Laboratory			1,080	1	1,080	
	Storage, Material			175	1	175	
	Storage, Project			100	1	100	
				-----	-----	-----	
				3,385	5	3,385	
12309000	MISCELLANEOUS HEALTH EDUCATION						
12309031	Resp Therapist (Resp Care) Lab	20	80	1,600	1	1,600	20
	Classroom, Related Instruction			525	1	525	
	Lockers, Student			180	1	180	
	Maintenance			180	1	180	
	Reception			135	1	135	
	Storage, Material			300	1	300	
				-----	-----	-----	
				2,920	6	2,920	
12309070	Emerg Med Tech Lab (Paramedic)	20	88	1,760	1	1,760	20
	Classroom, Related Instruction			525	1	525	
	Storage, Material			250	1	250	
	Telemetry			1,080	1	1,080	
				-----	-----	-----	
				3,615	4	3,615	
12309071	Emerg Med Tech Lab (Cert)	20	88	1,760	1	1,760	20



College: VALENCIA COMMUNITY COLLEGE

Year: 1997-98

Site : No. 1: West Campus

Site CO-FTE : 8460

Nonvocational: 5994

Vocational : 2466

ICS CODE	DESCRIPTION OF SPACE	STATIONS PER SPAC	SQ/FT PER STA-TION	SQ/FT EACH SPACE	NO. SPA-CES	TOTAL SQ/FT	TOTAL STATIONS
	Classroom, Related Instruction			525	1	525	
	Storage, Material			250	1	250	
	Telemetry			1,080	1	1,080	
				-----	-----	-----	
				3,615	4	3,615	
12309140	Cardio-pulmonary Tech Lab	20	167	3,340	1	3,340	20
	Classroom, Related Instruction			525	1	525	
	Storage, Material			545	1	545	
	Technical Laboratory			940	1	940	
				-----	-----	-----	
				5,350	4	5,350	
12500000	BUSINESS EDUC/OFFICE OCCUPATIONS						
12502000	BUSINESS DATA PROC SYSTEMS						
12502000	Bus Data Proc Lab	20	63	1,260	1	1,260	20
	Classroom, Related Instruction			525	1	525	
	Storage, Material			100	1	100	
				-----	-----	-----	
				1,885	3	1,885	
12502030	B D P Comp Progr/Anlys Lab	20	63	1,260	1	1,260	20
	Classroom, Related Instruction			525	1	525	
	Storage, Material			100	1	100	
				-----	-----	-----	
				1,885	3	1,885	
12503000	FILING, OFF MACH, & GEN OFF CLER						
12503000	Clerical Occ Lab-Records Mgmt	25	52	1,300	1	1,300	25
	Storage, Material			100	1	100	
				-----	-----	-----	
				1,400	2	1,400	
12503000	Clerical Occ Lab-Records Spec	25	52	1,300	1	1,300	25
	Storage, Material			100	1	100	
				-----	-----	-----	
				1,400	2	1,400	
12504000	INFORMATION COMMUNICATION						
12504030	Cler Occ Lab-Postal Svc Mgmt	26	52	1,352	1	1,352	26
	Storage, Material			100	1	100	
				-----	-----	-----	
				1,452	2	1,452	

College: VALENCIA COMMUNITY COLLEGE

Year: 1997-98

Site : No. 1: West Campus

Site CO-FTE : 8460

Nonvocational: 5994

Vocational : 2466

ICS CODE	DESCRIPTION OF SPACE	STA- PER SPAC	SQ/FT STA- TION	SQ/FT EACH SPACE	NO. SPA- CES	TOTAL SQ/FT	TOTAL STATIONS
12507000	STENOGRAPHIC AND SECRETARIAL						
12507000	Sec'y Occup Lab-Off Syst Tech Storage, Material	20	58	1,160 100	2 2	2,320 200	40
				1,260	4	2,520	
12507000	Sec'y Occup Lab - Off Sys Spec Storage, Material	20	58	1,160 100	1 1	1,160 100	20
				1,260	2	1,260	
12507030	Sec'y Occup Lab-Stenographers Storage, Material	31	58	1,798 100	1 1	1,798 100	31
				1,898	2	1,898	
12507040	Sec'y Occup Lab-Medical Sec'y Storage, Material	20	58	1,160 100	1 1	1,160 100	20
				1,260	2	1,260	
12507070	Word Processing Lab Storage, Material	17	70	1,190 100	5 5	5,950 500	85
				1,290	10	6,450	
12507070	Word Processing Tech Lab Storage, Material	20	70	1,400 100	1 1	1,400 100	20
				1,500	2	1,500	
12508000	SUPVR/ADM MGT: GEN BUS, ETC.						
12508000	Clerical Occ Lab-Sup & Adm Mgt Storage, Material	20	52	1,040 100	3 3	3,120 300	60
				1,140	6	3,420	
12508000	Cler Occ Lab-Small Bus Mgmt Storage, Material	19	52	988 100	2 2	1,976 200	38
				1,088	4	2,176	
12509000	TYPING						
12509020	Clerical Occ Lab (Typist)	37	52	1,924	1	1,924	37

College: VALENCIA COMMUNITY COLLEGE

Year: 1997-98

Site : No. 1: West Campus

Site CO-FTE : 8460

Nonvocational: 5994

Vocational : 2466

ICS CODE	DESCRIPTION OF SPACE	STA- PER SPAC	SQ/FT PER TION	SQ/FT EACH SPACE	NO. SPA- CES	TOTAL SQ/FT	TOTAL STATIONS
	Storage, Material			100	1	100	
				2,024	2	2,024	
12600000	TRADE AND INDUSTRIAL OCCUPATIONS						
12610000	CONSTRUCTION & MAINTENANCE						
12610110	Archit Design & Const Tech Lab	20	66	1,320	2	2,640	40
	Model Shop			540	2	1,080	
	Reproduction			180	2	360	
	Storage, Material			175	2	350	
	Storage, Project			175	2	350	
	Storage, Tool			175	2	350	
				2,565	12	5,130	
12610130	Surveying & Mapping Tech	16	66	1,056	1	1,056	16
	Photogrammetry			900	1	900	
	Reproduction			180	1	180	
	Storage, Material			175	1	175	
				2,311	4	2,311	
12613000	DRAFTING AND DESIGN						
12613000	Drafting & Design Tech Lab	15	76	1,140	2	2,280	30
	Reproduction			180	2	360	
	Storage, Material			175	2	350	
	Storage, Project			175	2	350	
				1,670	8	3,340	
12613000	Draft & Des Tech Lab-CADD	16	76	1,216	1	1,216	16
	Reproduction			180	1	180	
	* Material Storage			500	1	500	
	Storage, Project			175	1	175	
	* Computer Room			200	1	200	
				2,271	5	2,271	
12615000	ELECTRONICS						
12615050	Robotics Laboratory	17	142	2,414	1	2,414	17
	Storage, Material			350	1	350	
	Storage, Tool			175	1	175	
				2,939	3	2,939	

College: VALENCIA COMMUNITY COLLEGE

Year: 1997-98

Site : No. 1: West Campus

Site CO-FTE : 8460

Nonvocational: 5994

Vocational : 2466

ICS CODE	DESCRIPTION OF SPACE	STA-	SQ/FT	SQ/FT	NO.	TOTAL	TOTAL
		TIONS PER	PER STA-				
		PER	TION	SPACE	CES	SQ/FT	
12619000	GRAPHIC ARTS						
12619001	Graphic Arts Tech Lab	15	57	855	1	855	15
	Classroom, Related Instruction			525	1	525	
	Paint Vapor			180	1	180	
	Photography Laboratory			900	1	900	
	Storage, Material			175	1	175	
	Storage, Project			175	1	175	
				-----	-----	-----	
				2,810	6	2,810	
12699000	OTHER TRADE & INDUSTRIAL						
12699060	Manufacturing Technology Lab	19	142	2,698	1	2,698	19
	Storage, Material			350	1	350	
	Storage, Tool			175	1	175	
				-----	-----	-----	
				3,223	3	3,223	
12700000	PUBLIC SERVICE						
12700000	Civil Engineering Tech Lab	20	93	1,860	1	1,860	20
	Material Testing			900	1	900	
	Soils and Concrete			900	1	900	
	Storage, Material			350	1	350	
				-----	-----	-----	
				4,010	4	4,010	
12701000	FIRE SCIENCE						
12701010	Fire Science Tech Lab	20	100	2,000	2	4,000	40
	Classroom, Related Instruction			525	2	1,050	
	Storage, Material			350	2	700	
	Storage, Flammable			75	2	150	
	Shower, Emergency			25	2	50	
				-----	-----	-----	
				2,975	10	5,950	

College: VALENCIA COMMUNITY COLLEGE

Year: 1987-88

Site : No. 1: West Campus

Site CO-FTE : 8460

Nonvocational: 5994

Vocational : 2466

ICS CODE DESCRIPTION OF SPACE	TOTAL SQ/FT	TOTAL STATIONS
<b>Totals from Prior Pages</b>	<b>305,416</b>	<b>5,592</b>
11408350 PHYSICAL EDUCATION	51,760	
41100000 AUXILIARY SPACES:		
41200000 Library	66,107	
41500000 Audiovisual	15,271	
50000000 Auditorium/Exhibition	25,380	
VARIES Student Services	63,450	
70000000 Office	106,342	
90000000 Support Services-College Administration -2364	29,322	
90000000 Custodial Services	9,306	
Sanitation:		
Student Restroom	12,690	
Staff/Public Restroom	2,115	
<b>SUBTOTAL NET SQUARE FEET</b>	<b>687,159</b>	
Electric/HVAC Equipment = .06%	41,230	
<b>TOTAL NET SQUARE FEET</b>	<b>728,389</b>	
90000000 NET-TO-GROSS DIFFERENCE:		
Circulation/Walls/Overhangs/Open Malls = 34%	247,652	
<b>TOTALS - GROSS SQ/FT &amp; STUDENT STATIONS</b>	<b>976,041</b>	<b>5,592</b>

NOTE: Amounts on this page are calculated with formulas.

\* Related space agreed to by staff of community college and OEF.

College: VALENCIA COMMUNITY COLLEGE

Year: 1997-98

Site : No. 2: East Campus

Site CO-FTE : 6264

Nonvocational: 5172

Vocational : 1092

ICS CODE	DESCRIPTION OF SPACE	STA-	SQ/FT	SQ/FT	NO.	SPA-	TOTAL	TOTAL
		PER	STA-					

-----  
 GRAND TOTALS - CLASSROOMS AND LABS 198,201 3,997  
 -----

10000000	INSTRUCTIONAL SPACES							
10000000	GENERAL CLASSROOMS							
10000000	Classroom	25	25	625	93	58,125		2,325
	Storage, Material			75	93	6,975		
				-----	-----	-----		
				700	186	65,100		
11000000	NONVOCATIONAL LABORATORIES							
11104000	BIOLOGICAL SCIENCES							
11104010	Biology Lab	21	55	1,155	2	2,310		42
	Storage, Material			125	2	250		
	Storage, Project			275	2	550		
				-----	-----	-----		
				1,555	6	3,110		
11104110	Microbiology Lab	21	55	1,155	1	1,155		21
	Storage, Material			125	1	125		
	Storage, Project			275	1	275		
				-----	-----	-----		
				1,555	3	1,555		
11104120	Anatomy/Physiology Lab	21	55	1,155	1	1,155		21
	Storage, Material			125	1	125		
	Storage, Project			275	1	275		
				-----	-----	-----		
				1,555	3	1,555		
11119000	PHYSICAL SCIENCES							
11119000	Physical Science Computer Lab	20	55	1,100	2	2,200		40
	Storage, Material			125	2	250		
	Storage, Project			175	2	350		
				-----	-----	-----		
				1,400	6	2,800		
11119020	Physics Lab	20	55	1,100	2	2,200		40
	Storage, Material			125	2	250		
	Storage, Project			175	2	350		
				-----	-----	-----		
				1,400	6	2,800		

College: VALENCIA COMMUNITY COLLEGE

Year: 1997-98

Site : No. 2: East Campus

Site CO-FTE : 6264

Nonvocational: 5172

Vocational : 1092

ICS CODE	DESCRIPTION OF SPACE	STA- TIONS PER SPAC	SQ/FT STA- TION	SQ/FT EACH SPACE	NO. SPA- CES	TOTAL SQ/FT	TOTAL STATIONS
11119060	Inorganic Chemistry Lab	21	55	1,155	2	2,310	42
	Storage, Material			125	2	250	
	Storage, Project			175	2	350	
				-----	-----	-----	
				1,455	6	2,910	
11119070	Organic Chemistry Lab	21	55	1,155	1	1,155	21
	Storage, Material			125	1	125	
	Storage, Project			175	1	175	
				-----	-----	-----	
				1,455	3	1,455	
11119170	Geology/Earth Sciences Lab	21	55	1,155	2	2,310	42
	Storage, Material			125	2	250	
	Storage, Project			175	2	350	
				-----	-----	-----	
				1,455	6	2,910	
11210000	FINE AND APPLIED ARTS						
11210020	Art (Ceramics) Lab	19	50	950	1	950	19
	Kiln			60	1	60	
	Storage, Material			100	1	100	
	Storage, Project			175	1	175	
				-----	-----	-----	
				1,285	4	1,285	
11210020	Art (Design) Lab	20	50	1,000	1	1,000	20
	Kiln			60	1	60	
	Storage, Material			100	1	100	
	Storage, Project			175	1	175	
				-----	-----	-----	
				1,335	4	1,335	
11210020	Art (Drawing) Lab	20	50	1,000	1	1,000	20
	Kiln			60	1	60	
	Storage, Material			100	1	100	
	Storage, Project			175	1	175	
				-----	-----	-----	
				1,335	4	1,335	
11210020	Art (Drawing/Painting) Lab	30	50	1,500	1	1,500	30
	Kiln			60	1	60	
	Storage, Material			100	1	100	
	Storage, Project			175	1	175	

College: VALENCIA COMMUNITY COLLEGE

Year: 1997-98

Site : No. 2: East Campus

Site CO-FTE : 6264

Nonvocational: 5172

Vocational : 1092

ICS CODE	DESCRIPTION OF SPACE	STA-	SQ/FT	SQ/FT	NO.	TOTAL	TOTAL
		TIONS PER	PER STA-	EACH	SPA-		
		SPAC	TION	SPACE	CES	SQ/FT	STATIONS
				1,835	4	1,835	
11210020	Art (Sculpture) Lab	15	50	750	1	750	15
	Kiln			60	1	60	
	Storage, Material			100	1	100	
	Storage, Project			175	1	175	
				1,085	4	1,085	
11210020	Art (Print Making) Lab	18	50	900	2	1,800	36
	Storage, Material			100	2	200	
	Storage, Project			175	2	350	
				1,175	6	2,350	
11210041	Band Lab	54	35	1,890	1	1,890	27
	Ensemble			300	1	300	
	Practice, Music (1/40 students)			50	1	50	
	Practice, Music (1/40 students)			50	1	50	
	Practice, Music (1/40 students)			50	1	50	
	Reference			100	1	100	
	Storage, Instrument			400	1	400	
	Storage, Uniform			60	1	60	
				2,900	8	2,900	
11210041	Choral Lab	44	35	1,540	1	1,540	22
	Ensemble			300	1	300	
	Practice, Music (1/40 students)			50	1	50	
	Practice, Music (1/40 students)			50	1	50	
	Practice, Music (1/40 students)			50	1	50	
	Reference			100	1	100	
	Storage, Instrument			400	1	400	
	Storage, Uniform			60	1	60	
				2,550	8	2,550	
11210042	Piano Lab	17	25	425	1	425	17
	Storage, Material			100	1	100	
				525	2	525	
11210110	Photography Lab	20	50	1,000	1	1,000	20



College: VALENCIA COMMUNITY COLLEGE

Year: 1997-98

Site : No. 2: East Campus

Site CO-FTE : 6264

Nonvocational: 5172

Vocational : 1092

ICS CODE	DESCRIPTION OF SPACE	STA- SQ/FT		SQ/FT	NO.	SPA- TOTAL	TOTAL
		PER STA-	TION				
	Storage, Material			100	1	100	
	Storage, Project			175	1	175	
				-----	-----	-----	
				1,275	3	1,275	
11311000	LETTERS AND FOREIGN LANGUAGES						
11311010	Foreign Languages Lab	23	40	920	4	3,680	92
	Storage, Material			100	4	400	
				-----	-----	-----	
				1,020	8	4,080	
11315020	Eng Lit(Script/Film Writing) Lab	30	45	1,350	1	1,350	30
	Storage, Material			100	1	100	
				-----	-----	-----	
				1,450	2	1,450	
11315060	Speech/Debate/Forensic Sci Lab	24	45	1,080	3	3,240	72
	Storage, Material			100	3	300	
				-----	-----	-----	
				1,180	6	3,540	
11315070	Creative Writing/Publication Lab	20	45	900	2	1,800	40
	Storage, Material			100	2	200	
				-----	-----	-----	
				1,000	4	2,000	
11315071	Technical Writing Pub Lab	29	45	1,305	1	1,305	29
	Storage, Material			100	1	100	
				-----	-----	-----	
				1,405	2	1,405	
11000000	OTHER PROGRAMS						
11000000	Academic Support (Tutor/Test)	30	25	750	3	2,250	0
	Storage, Material			75	3	225	
				-----	-----	-----	
				825	6	2,475	
11505020	Computer (Accounting) Lab	16	45	720	2	1,440	32
	Storage, Material			100	2	200	
				-----	-----	-----	
				820	4	1,640	
11607010	Computer and Infor Science Lab	23	45	1,035	6	6,210	138
	Storage, Material			100	6	600	

College: VALENCIA COMMUNITY COLLEGE

Year: 1997-98

Site : No. 2: East Campus

Site CO-FTE : 6264

Nonvocational: 5172

Vocational : 1092

ICS CODE	DESCRIPTION OF SPACE	STA- TIONS PER SPAC	SQ/FT STA- TION	SQ/FT EACH SPACE	NO. SPA- CES	TOTAL SQ/FT	TOTAL STATIONS
				1,135	12	6,810	
11617010	Math (Computer) Lab	20	25	500	3	1,500	60
	Storage, Material			75	3	225	
				575	6	1,725	
11720010	Psychology Lab	20	55	1,100	1	1,100	20
	Storage, Material			125	1	125	
	Storage, Project			175	1	175	
				1,400	3	1,400	
11722070	Political Science Lab	20	55	1,100	1	1,100	20
	Storage, Material			125	1	125	
	Storage, Project			175	1	175	
				1,400	3	1,400	
11722080	Sociology Lab	20	55	1,100	1	1,100	20
	Storage, Material			125	1	125	
	Storage, Project			175	1	175	
				1,400	3	1,400	
11806000	Leadership Skills Devel Lab	20	45	900	1	900	20
	Storage, Material			100	1	100	
				1,000	2	1,000	
11806010	Communications Lab	20	45	900	1	900	20
	Storage, Material			100	1	100	
				1,000	2	1,000	
12000000	VOCATIONAL/TECHNICAL LABORATORIES						
12300000	HEALTH OCCUPATIONS EDUCATION						
12309000	MISCELLANEOUS HEALTH EDUCATION						
12309070	E M T Lab (Paramedic)(Certif)	20	88	1,760	1	1,760	20
	Classroom, Related Instruction			525	1	525	
	Storage, Material			250	1	250	
	Telemetry			1,080	1	1,080	

College: VALENCIA COMMUNITY COLLEGE

Year: 1997-98

Site : No. 2: East Campus

Site CO-FTE : 6264

Nonvocational: 5172

Vocational : 1092

ICS CODE	DESCRIPTION OF SPACE	STA- SQ/FT		SQ/FT	NO.	SPA- TOTAL	TOTAL
		PER	STA-				
				3,615	4	3,615	
12500000	BUSINESS EDUC/OFFICE OCCUPATIONS						
12501000	ACCOUNTING						
12501010	Acct & Comp Lab-Accounting Storage, Material	20	56	1,120	3	3,360	60
				100	3	300	
				-----	-----	-----	
				1,220	6	3,660	
12501010	Acct & Comp Lab Storage, Material	24	56	1,344	1	1,344	24
				100	1	100	
				-----	-----	-----	
				1,444	2	1,444	
12502000	BUSINESS DATA PROC SYSTEMS						
12502030	B D P (Comp Prog/Analysis) Lab Classroom, Related Instruction Storage, Material	29	63	1,827	3	5,481	87
				525	3	1,575	
				100	3	300	
				-----	-----	-----	
				2,452	9	7,356	
12502030	B D P Lab-Programmer Trng/Disab Classroom, Related Instruction Storage, Material	22	63	1,386	1	1,386	22
				525	1	525	
				100	1	100	
				-----	-----	-----	
				2,011	3	2,011	
12507000	STENOGRAPHIC AND SECRETARIAL						
12507000	Sec'y Occupations (Bus Mach) Lab Storage, Material	37	58	2,146	1	2,146	37
				100	1	100	
				-----	-----	-----	
				2,246	2	2,246	
12507000	Sec'y Occup Lab-Off Syst Tech Storage, Material	16	58	928	3	2,784	48
				100	3	300	
				-----	-----	-----	
				1,028	6	3,084	
12508000	SUPVR/ADM MGT: GEN BUS, ETC.						
12508000	Business Admin & Mgmt Storage, Material	20	52	1,040	1	1,040	20
				100	1	100	
				-----	-----	-----	
				1,140	2	1,140	

College: VALENCIA COMMUNITY COLLEGE

Year: 1997-98

Site : No. 2: East Campus

Site CO-FTE : 6264

Nonvocational: 5172

Vocational : 1092

ICS CODE	DESCRIPTION OF SPACE	STA- SQ/FT		SQ/FT	NO.	SPA- TOTAL	TOTAL
		TIONS PER	PER STA-				
		SPAC	TION	SPACE	CES	SQ/FT	STATIONS
12600000	TRADE AND INDUSTRIAL OCCUPATIONS						
12613000	DRAFTING AND DESIGN						
12613000	Drafting & Design Tech Lab	20	76	1,520	1	1,520	20
	Reproduction			180	1	180	
	Storage, Material			175	1	175	
	Storage, Project			175	1	175	
				-----	-----	-----	
				2,050	4	2,050	
12613000	Draft & Des Tech Lab-CADD	24	76	1,824	1	1,824	24
	Reproduction			180	1	180	
	Storage, Material			175	1	175	
	Storage, Project			175	1	175	
				-----	-----	-----	
				2,354	4	2,354	
12619000	GRAPHIC ARTS						
12619002	Graphic Design Tech Lab	25	57	1,425	1	1,425	25
	Classroom, Related Instruction			525	1	525	
	Paint Vapor			180	1	180	
	Photography Laboratory			900	1	900	
	Storage, Material			175	1	175	
	Storage, Project			175	1	175	
				-----	-----	-----	
				3,380	6	3,380	
12699000	OTHER TRADE & INDUSTRIAL						
12699020	Technical Writing Pub Tech Lab	20	66	1,320	1	1,320	20
	Reproduction			180	1	180	
	Storage, Material			175	1	175	
	Storage, Project			175	1	175	
				-----	-----	-----	
				1,850	4	1,850	
12699081	Film Prod Tech (Editing) Clsrm	20	27	540	1	540	20
	Conference			180	1	180	
	Distribution and Control			270	1	270	
	Distribution and Control			450	1	450	
	Prop Production and Storage			540	1	540	
	Studio			900	1	900	
	Studio			1,440	1	1,440	
				-----	-----	-----	
				4,320	7	4,320	

College: VALENCIA COMMUNITY COLLEGE

Year: 1997-98

Site : No. 2: East Campus

Site CO-FTE : 6264

Nonvocational: 5172

Vocational : 1092

ICS CODE	DESCRIPTION OF SPACE	STA- TIONS PER		SQ/FT EACH SPACE	NO. SPA- CES	TOTAL SQ/FT	TOTAL STATIONS
		PER	STA-				
12699082	Film Prod Tech (Screening)Cisrm	20	27	540	1	540	20
	Conference			180	1	180	
	Distribution and Control			270	1	270	
	Distribution and Control			450	1	450	
	Prop Production and Storage			540	1	540	
	Studio			900	1	900	
	Studio			1,440	1	1,440	
				-----	-----	-----	
				4,320	7	4,320	
12700000	PUBLIC SERVICE						
12702000	LAW ENFORCEMENT						
12702012	Criminal Justice Tech	25	80	2,000	1	2,000	25
	Classroom, Related Instruction			525	1	525	
	Courtroom			540	1	540	
	Technical Laboratory			940	1	940	
	Photography Laboratory			900	1	900	
				-----	-----	-----	
				4,905	5	4,905	
12702050	Legal Assisting Lab	18	62	1,116	1	1,116	18
	Classroom, Related Instruction			525	1	525	
	Storage, Material			225	1	225	
	Technical Laboratory			940	1	940	
				-----	-----	-----	
				2,806	4	2,806	
12711000	MUSIC, DANCE & THEATRE						
12711010	Music Production Tech Lab	20	70	1,400	1	1,400	20
	Ensemble			300	1	300	
	Practice, Music (1/40 students)			50	1	50	
	Practice, Music (1/40 students)			50	1	50	
	Practice, Music (1/40 students)			50	1	50	
	Reference			100	1	100	
	Storage, Instrument			400	1	400	
	Storage, Uniform			60	1	60	
				-----	-----	-----	
				2,410	8	2,410	
12711030	Theatre Entertainment Tech Lab	25	120	3,000	1	3,000	25
				-----	-----	-----	
				3,000	1	3,000	
12711031	Theatre Lab (Stage Craft)	24	100	2,400	1	2,400	24

College: VALENCIA COMMUNITY COLLEGE

Year: 1997-98

Site : No. 2: East Campus

Site CO-FTE : 6264

Nonvocational: 5172

Vocational : 1092

ICS CODE	DESCRIPTION OF SPACE	STA-	SQ/FT	SQ/FT	NO.	TOTAL	TOTAL
		TIONS PER	PER STA-				
DESCRIPTION OF SPACE		SPAC	TION	SPACE	CES	SQ/FT	
	Storage, Material			900	1	900	
	Storage, Material			900	1	900	
	Storage, Tool			225	1	225	
	Storage, Flammable			75	1	75	
				-----	-----	-----	
				4,500	5	4,500	
12711032	Theatre Lab (Light/Sound Tech)	25	100	2,500	1	2,500	25
	Classroom, Related Instruction			525	1	525	
	Production Control			165	4	660	
	Production Control			165	4	660	
	Production Control			165	4	660	
	Storage, Instrument			400	1	400	
	Storage, Material			125	1	125	
	Storage, Material			225	1	225	
				-----	-----	-----	
				4,270	17	5,755	

College: VALENCIA COMMUNITY COLLEGE

Year: 1997-98

Site : No. 2: East Campus

Site CO-FTE : 6264

Nonvocational: 5172

Vocational : 1092

ICS CODE DESCRIPTION OF SPACE	TOTAL SQ/FT	TOTAL STATIONS
<hr/>		
Totals from Prior Pages	198,201	3,997
<hr/>		
11408350 PHYSICAL EDUCATION	38,584	
41100000 AUXILIARY SPACES:		
41200000 Library	49,220	
41500000 Audiovisual	9,910	
50000000 Auditorium/Exhibition	18,792	
VARIES Student Services	46,980	
70000000 Office	78,738	
90000000 Support Services-College Administration 4503	26,524	
90000000 Custodial Services	6,890	
Sanitation:		
Student Restroom	9,396	
Staff/Public Restroom	1,566	
SUBTOTAL NET SQUARE FEET	484,801	
Electric/HVAC Equipment = .06%	29,088	
TOTAL NET SQUARE FEET	513,889	
90000000 NET-TO-GROSS DIFFERENCE:		
Circulation/Walls/Over-		
hangs/Open Malls = 34%	174,722	
<hr/>		
TOTALS - GROSS SQ/FT & STUDENT STATIONS	688,611	3,997
*****		

NOTE: Amounts on this page are calculated with formulas.

\* Related space agreed to by staff of community college and OEF.

College: VALENCIA COMMUNITY COLLEGE

Year: 1997-98

Site : No. 3: Downtown Center

Site CO-FTE : 22

Nonvocational: 0

Vocational : 22

ICS CODE DESCRIPTION OF SPACE	TOTAL SQ/FT	TOTAL STATIONS
Totals from Prior Pages	0	0
11408350 PHYSICAL EDUCATION	0	
41100000 AUXILIARY SPACES:		
41200000 Library	1,219	
41500000 Audiovisual	0	
50000000 Auditorium/Exhibition	68	
VARIES Student Services	165	
70000000 Office-College Administration 53250	53,527	
90000000 Support Services-College Administration -2139	610	
90000000 Custodial Services	24	
Sanitation:		
Student Restroom	33	
Staff/Public Restroom	6	
SUBTOTAL NET SQUARE FEET	55,650	
Electric/HVAC Equipment = .06%	3,339	
TOTAL NET SQUARE FEET	58,989	
90000000 NET-TO-GROSS DIFFERENCE:		
Circulation/Walls/Over-		
hangs/Open Malls = 34%	20,056	
TOTALS - GROSS SQ/FT & STUDENT STATIONS	79,045	0

NOTE: Amounts on this page are calculated with formulas.



College: VALENCIA COMMUNITY COLLEGE

Year: 1997-98

Site : No. 4: McCoy Spec Purp Center

Site CO-FTE : 31

Nonvocational: 0

Vocational : 31

ICS CODE	DESCRIPTION OF SPACE	STA-	SQ/FT	NO.	SPA-	TOTAL	TOTAL
		PER	PER				

-----  
 GRAND TOTALS - CLASSROOMS AND LABS 3,278 56  
 -----

10000000	INSTRUCTIONAL SPACES						
10000000	GENERAL CLASSROOMS						
10000000	Classroom	25	25	625	1	625	25
	Storage, Material			75	1	75	
				700	2	700	
12000000	VOCATIONAL/TECHNICAL LABORATORIES						
12500000	BUSINESS EDUC/OFFICE OCCUPATIONS						
12502000	BUSINESS DATA PROC SYSTEMS						
12502030	BDP Comp Prog/Analys Lab	31	63	1,953	1	1,953	31
	Classroom, Related Instruction			525	1	525	
	Storage, Material			100	1	100	
				2,578	3	2,578	

College: VALENCIA COMMUNITY COLLEGE

Year: 1997-98

Site : No. 4: McCoy Spec Purp Center

Site CO-FTE : 31

Nonvocational: 0

Vocational : 31

ICS CODE	DESCRIPTION OF SPACE	TOTAL SQ/FT	TOTAL STATIONS
<b>Totals from Prior Pages</b>		3,278	56
11408350	PHYSICAL EDUCATION	0	
41100000	AUXILIARY SPACES:		
41200000	Library	1,288	
41500000	Audiovisual	164	
50000000	Auditorium/Exhibition	93	
VARIES	Student Services	233	
70000000	Office	300	
90000000	Support Services	272	
90000000	Custodial Services	34	
	Sanitation:		
	Student Restroom	47	
	Staff/Public Restroom	8	
	<b>SUBTOTAL NET SQUARE FEET</b>	<b>5,807</b>	
	Electric/HVAC Equipment = 6%	174	
	<b>TOTAL NET SQUARE FEET</b>	<b>5,981</b>	
90000000	NET-TO-GROSS DIFFERENCE:		
	Circulation/Walls/Over-		
	hangs/Open Malls = 34%	1,794	
<b>TOTALS - GROSS SQ/FT &amp; STUDENT STATIONS</b>		<b>7,775</b>	<b>56</b>

NOTE: Amounts on this page are calculated with formulas.

## College: VALENCIA COMMUNITY COLLEGE

Site : No. 4: McCoy Spec Purp Center

## SUMMARY OF STUDENT STATIONS

SPACE CATEGORY	GENERAL CLASSROOMS	NON- VOCATIONAL	PHYSICAL EDUCATION	VOCATIONAL
<b>FACILITIES LIST:</b>				
1997-98 CO-FTE To Be Housed	31	0	0	31
Utilization Index Percent *	0.4040	0.2381	1.0000	0.4902
Student Station Allocation	13	0	0	15
1997-98 Facilities List	25	0	0	31
Facilities List Over or (Under) ..	12	0	0	16
<b>INVENTORY:</b>				
Existing Student Stations				
In Inventory	183	0	0	12
Student Stations - Construction	0	0	0	0
Student Stations - Remodeling	0	0	0	0
Student Stations - Renovation	0	0	0	0
Stations Only For Program **	0	0	0	0
Survey Recommended Stations	183	0	0	12
Utilization Index *	2.4750	4.2000	1.000	2.040
CO-FTE Housed	453	0	0	24

\* indexes and reciprocals are for site with fewer than 2,500 CO-FTE.

\*\* Stations associated with recommendations to meet program needs beyond station allocation are excluded from survey recommended stations.

Note: Capacity defined as number of CO-FTE students that can be housed by plant in instructional activities. Stations associated with recommendations to meet program needs beyond station allocation are excluded from survey recommended stations.

BEST COPY AVAILABLE

College: VALENCIA COMMUNITY COLLEGE

Year: 1997-98

Site : No. 5: Osceola Campus

Site CO-FTE : 2773

Nonvocational: 2092

Vocational : 681

ICS CODE	DESCRIPTION OF SPACE	STA- TIONS PER SPAC	SQ/FT PER STA- TION	SQ/FT EACH SPACE	NO. SPA- CES	TOTAL SQ/FT	TOTAL STATIONS
<b>GRAND TOTALS - CLASSROOMS AND LABS</b>						83,467	1,770
-----							
10000000	INSTRUCTIONAL SPACES						
10000000	GENERAL CLASSROOMS						
10000000	Classroom	25	25	625	41	25,625	1,025
	Storage, Material			75	41	3,075	
				700	82	28,700	
-----							
11000000	NONVOCATIONAL LABORATORIES						
11104000	BIOLOGICAL SCIENCES						
11104010	Biology Lab	24	55	1,320	2	2,640	48
	Storage, Material			125	2	250	
	Storage, Project			275	2	550	
	* Preparation			700	1	700	
				2,420	7	4,140	
-----							
11119000	PHYSICAL SCIENCES						
11119050	Chemistry/Physical Sciences Lab	24	55	1,320	2	2,640	48
	Storage, Material			125	2	250	
	Storage, Project			175	2	350	
	* Preparation			700	1	700	
				2,320	7	3,940	
-----							
11210000	FINE AND APPLIED ARTS						
11210010	Art Lab	24	50	1,200	1	1,200	24
	Kiln			60	1	60	
	Storage, Material			100	1	100	
	Storage, Project			175	1	175	
				1,535	4	1,535	
-----							
11311000	LETTERS AND FOREIGN LANGUAGES						
11311010	Foreign Languages Lab	24	40	960	1	960	24
	Storage, Material			100	1	100	
				1,060	2	1,060	
-----							
11315000	Letter Lab	25	25	625	1	625	25
	Storage, Material			75	1	75	

College: VALENCIA COMMUNITY COLLEGE

Year: 1997-98

Site : No. 5: Osceola Campus

Site CO-FTE : 2773

Nonvocational: 2092

Vocational : 681

ICS CODE	DESCRIPTION OF SPACE	STA- TIONS PER SPAC	SQ/FT PER STA- TION	SQ/FT EACH SPACE	NO. SPA- CES	TOTAL SQ/FT	TOTAL STATIONS
				700	2	700	
11000000	OTHER PROGRAMS						
11000000	Academic Support (Tutor/Test)	24	25	600	2	1,200	0
	Storage, Material			75	2	150	
				675	4	1,350	
11505000	Business and Management Lab	24	45	1,080	1	1,080	24
	Storage, Material			100	1	100	
				1,180	2	1,180	
11505020	Computer (Accounting) Lab	24	45	1,080	1	1,080	24
	Storage, Material			100	1	100	
				1,180	2	1,180	
11607010	Computer and Infor Science Lab	24	45	1,080	3	3,240	72
	Storage, Material			100	3	300	
				1,180	6	3,540	
11617010	Mathematics Lab	24	25	600	2	1,200	48
	Storage, Material			75	2	150	
				675	4	1,350	
11722010	Social Sciences Lab	24	55	1,320	1	1,320	24
	Storage, Material			125	1	125	
	Storage, Project			175	1	175	
				1,620	3	1,620	
11806010	Communications Lab	25	45	1,125	2	2,250	50
	Storage, Material			100	2	200	
				1,225	4	2,450	
12000000	VOCATIONAL/TECHNICAL LABORATORIES						
12200000	DISTRIBUTIVE EDUCATION						
12204000	Sales-Mdse I Lab (Fin/Credit Svc)	24	57	1,368	1	1,368	24
	Storage, Material			125	1	125	

College: VALENCIA COMMUNITY COLLEGE

Year: 1997-98

Site : No. 5: Osceola Campus

Site CO-FTE : 2773

Nonvocational: 2092

Vocational : 681

ICS CODE	DESCRIPTION OF SPACE	STA- PER	SQ/FT STA-	SQ/FT EACH	NO. SPA-	TOTAL SQ/FT	TOTAL STATIONS
				1,493	2	1,493	
12300000	HEALTH OCCUPATIONS EDUCATION						
12309000	MISCELLANEOUS HEALTH EDUCATION						
12309070	Emerg Med Tech Lab--EMT	24	88	2,112	1	2,112	24
	Classroom, Related Instruction			525	1	525	
	Storage, Material			250	1	250	
	Telemetry			1,080	1	1,080	
				3,967	4	3,967	
12309071	Emerg Med Tech Lab (Paramedic)	24	88	2,112	1	2,112	24
	Classroom, Related Instruction			525	1	525	
	Storage, Material			250	1	250	
	Telemetry			1,080	1	1,080	
				3,967	4	3,967	
12309072	Emerg Med Svcs (EMS)--Assoc Deg	24	88	2,112	1	2,112	24
	Classroom, Related Instruction			525	1	525	
	Storage, Material			250	1	250	
	Telemetry			1,080	1	1,080	
				3,967	4	3,967	
12500000	BUSINESS EDUC/OFFICE OCCUPATIONS						
12502000	BUSINESS DATA PROC SYSTEMS						
12502000	Bus Data Proc Lab	24	63	1,512	1	1,512	24
	Classroom, Related Instruction			525	1	525	
	Storage, Material			100	1	100	
				2,137	3	2,137	
12502030	Bus Data Proc-Comp Prog/Anlys	24	63	1,512	1	1,512	24
	Classroom, Related Instruction			525	1	525	
	Storage, Material			100	1	100	
				2,137	3	2,137	
12503000	FILING, OFF MACH, & GEN OFF CLER						
12503000	Clerical Occ Lab-Records Mgmt	24	52	1,248	1	1,248	24
	Storage, Material			100	1	100	

College: VALENCIA COMMUNITY COLLEGE

Year: 1997-98

Site : No. 5: Osceola Campus

Site CO-FTE : 2773

Nonvocational: 2092

Vocational : 681

ICS CODE	DESCRIPTION OF SPACE	STA-	SQ/FT	NO.	TOTAL	TOTAL
		PER	PER			
		PER	SPACE	SPA-	CES	STATIONS
		PER	SPACE	CES	SQ/FT	
			1,348	2	1,348	
12507000	STENOGRAPHIC AND SECRETARIAL					
12507000	Sec'y Occup (Off Sys Spac) Lab	24	58	1,392	1	1,392
	Storage, Material			100	1	100
			1,492	2	1,492	
12507000	Sec'y Occup Lab-Off Syst Tech	24	58	1,392	1	1,392
	Storage, Material			100	1	100
			1,492	2	1,492	
12507070	Word Processing Tech Lab	24	70	1,680	1	1,680
	Storage, Material			100	1	100
			1,780	2	1,780	
12508000	SUPVR/ADM MGT: GEN BUS, ETC.					
12508000	Cler Occ (Bus Adm/Mgmt) Lab	24	52	1,248	1	1,248
	Storage, Material			100	1	100
			1,348	2	1,348	
12508020	Clerical Occ Lab-Small Bus Mgmt	24	52	1,248	1	1,248
	Storage, Material			100	1	100
			1,348	2	1,348	
12600000	TRADE AND INDUSTRIAL OCCUPATIONS					
12613000	DRAFTING AND DESIGN					
12613000	Drafting & Design Tech Lab	22	76	1,672	1	1,672
	Reproduction			180	1	180
	Storage, Material			175	1	175
	Storage, Project			175	1	175
			2,202	4	2,202	
12699000	OTHER TRADE & INDUSTRIAL					
12699000	Industrial Mgmt Tech	24	56	1,344	1	1,344
	Classroom, Related Instruction			525	1	525
	Storage, Material			175	1	175
			2,044	3	2,044	

College: VALENCIA COMMUNITY COLLEGE

Year: 1997-98

Site : No. 5: Osceola Campus

Site CO-FTE : 2773

Nonvocational: 2092


Vocational : 681

ICS CODE DESCRIPTION OF SPACE	TOTAL SQ/FT	TOTAL STATIONS
Totals from Prior Pages	83,467	1,770
11408350 PHYSICAL EDUCATION	17,638	
41100000 AUXILIARY SPACES:		
41200000 Library	22,374	
41500000 Audiovisual	4,173	
50000000 Auditorium/Exhibition	8,319	
VARIES Student Services	20,798	
70000000 Office	34,857	
90000000 Support Services	9,581	
90000000 Custodial Services	3,050	
Sanitation:		
Student Restroom	4,180	
Staff/Public Restroom	693	
SUBTOTAL NET SQUARE FEET	209,110	
Electric/HVAC Equipment = .06%	12,547	
TOTAL NET SQUARE FEET	221,657	
90000000 NET-TO-GROSS DIFFERENCE:		
Circulation/Walls/Over-		
hangs/Open Malls = 34%	75,363	
TOTALS - GROSS SQ/FT & STUDENT STATIONS	297,020	1,770

NOTE: Amounts on this page are calculated with formulas.

\* Related space agreed to by staff of community college and OEF.





SECTION 7  
INVENTORY  
OF  
EXISTING SITES  
AND  
FACILITIES

During the educational plant survey, members of the survey team visited all existing sites and facilities owned by the college as well as those under long-term lease to the college. They examined facilities with regard to physical condition to determine whether they could be classified as satisfactory and recommended for continued use. They also evaluated facilities with respect to adequacy and suitability for accommodating the educational programs and related services provided by the college.

**Description of Sites:** Valencia Community College owns three sites in Orange County: two campuses and a special purpose center. In addition, the college has a long-term lease for a district administrative center located in downtown Orlando and offers courses in a joint-use facility located in Osceola County. It also is planning a new campus on a 100 acre site in Osceola County and will phase out the joint-use facility.

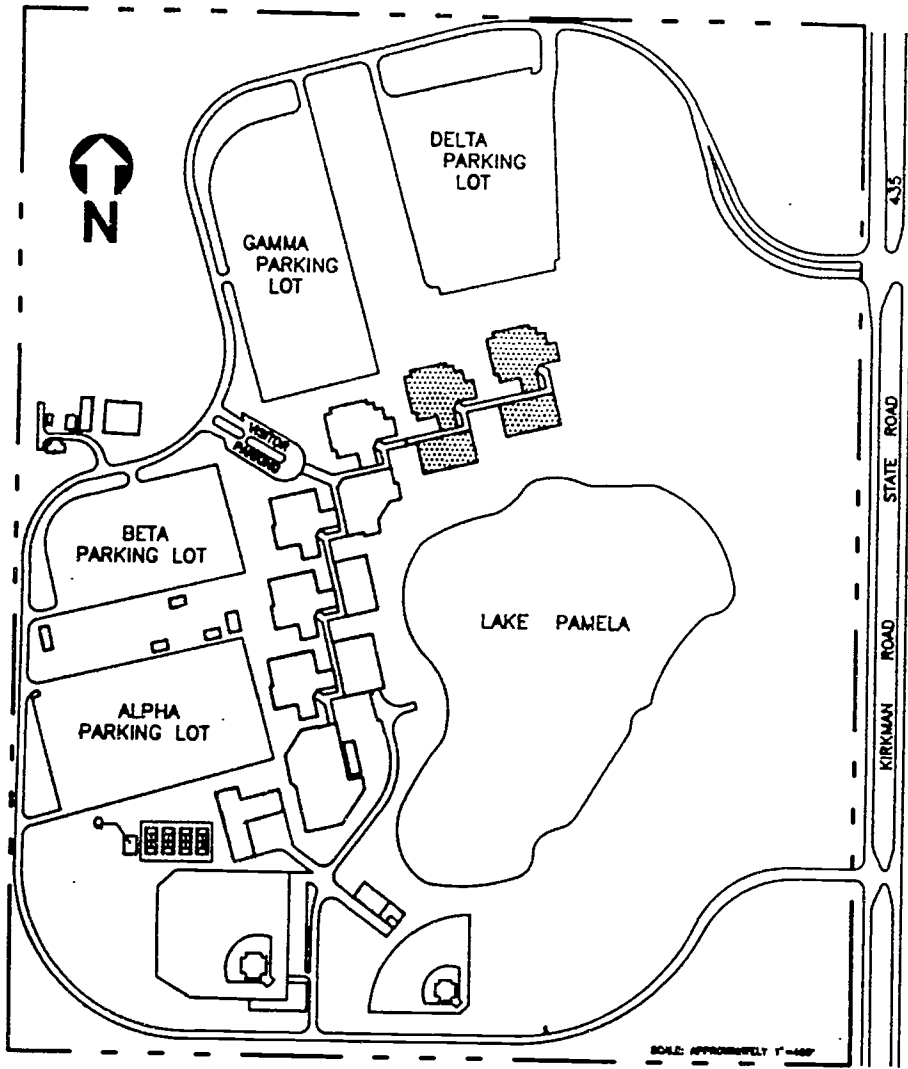
**West Campus:** West Campus, Site 1, is located on a 184 acre site at 1800 South Kirkman Road on the west side of Orlando. The campus contains 13 permanent buildings and ten temporary structures.

**East Campus:** Site 2, is situated on an 92 acre site located at 701 North Econlockhatchee Trail to the east side of Orlando. The campus contains eight permanent buildings and eight temporary structures.

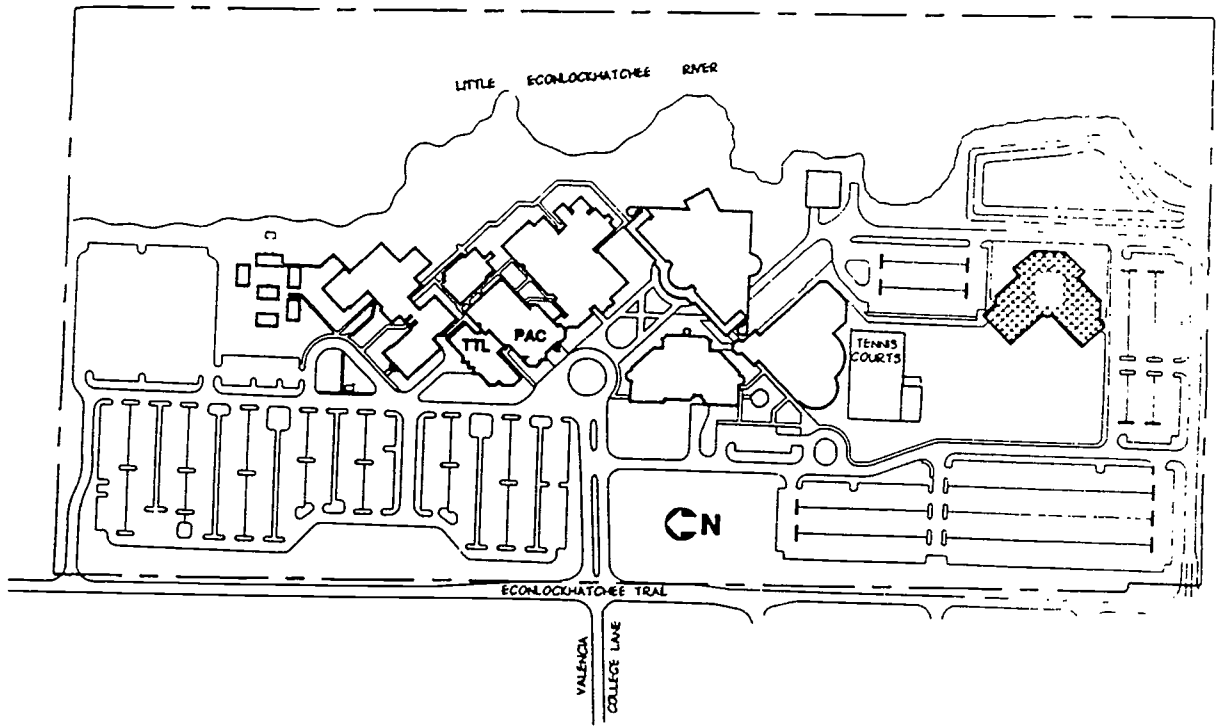
Downtown Center: Site 3, is located in downtown Orlando at 190 South Orange Avenue. This facility is one permanent building situated on one-third acre of land, is under long-term lease and houses the district administrative offices of Valencia Community College.

McCoy Special Purpose Center: Site 4, is located at 8503 Daetwyler Drive on the south side of Orlando, on 1.7 acres adjoining what was the McCoy Air Force Base. This center consists of one permanent-type building.

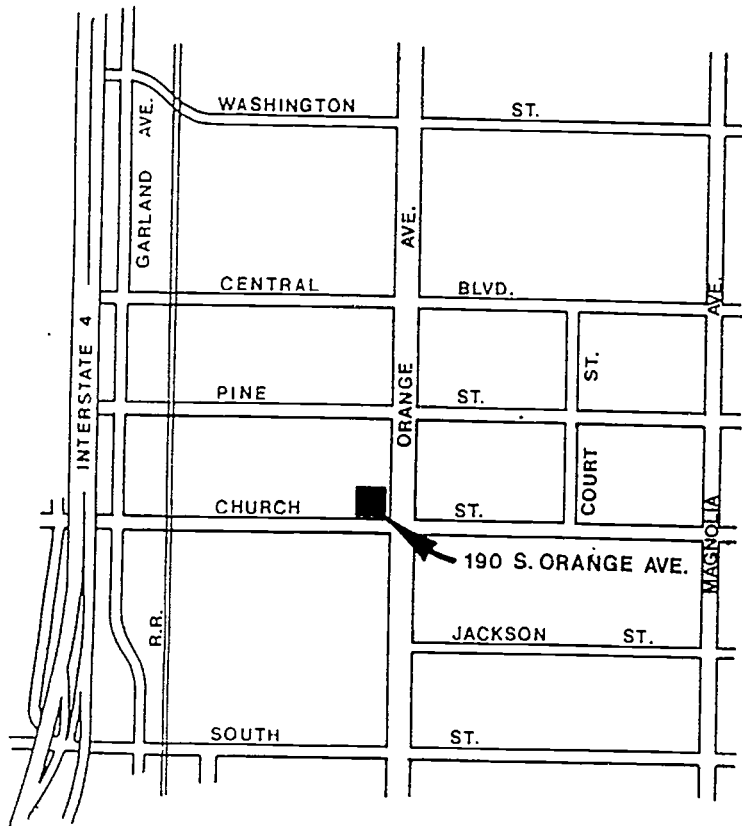
Osceola Campus: The New Osceola Campus, Site 5, was a joint-use facility shared with host Osceola County School District, located at 809 Osceola Boulevard in Kissimmee. It will be moved to the new location across the street and will offer the programs formerly offered at the joint-use center.



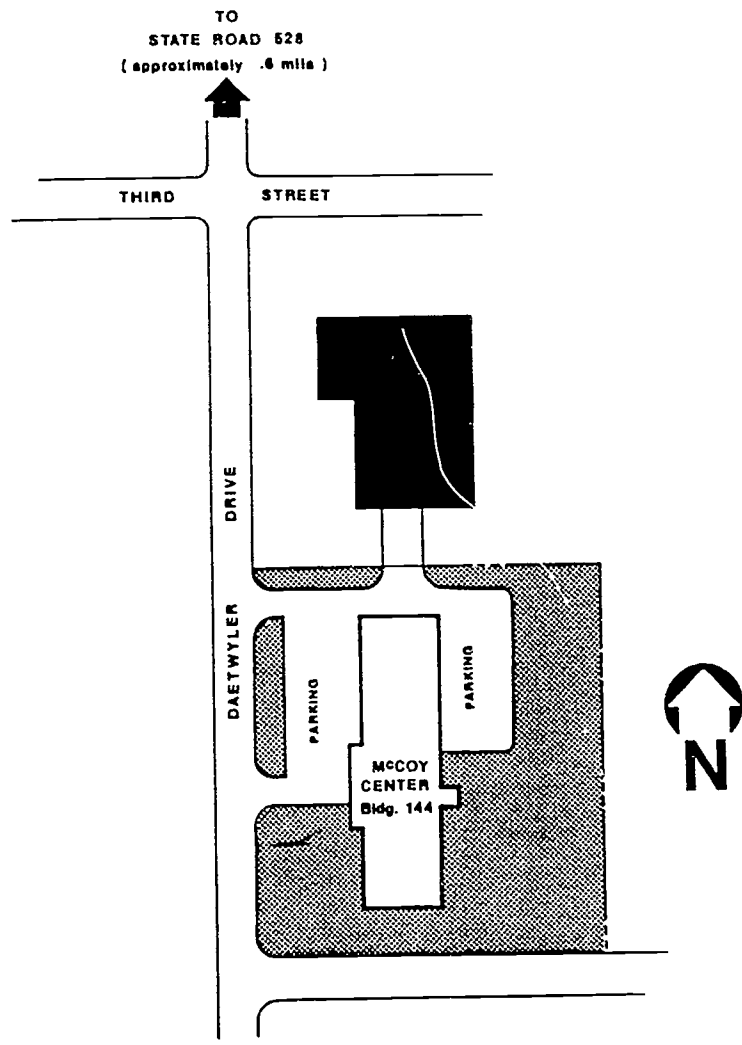
**MAP  
of  
WEST CAMPUS**



**MAP  
OF  
EAST CAMPUS**

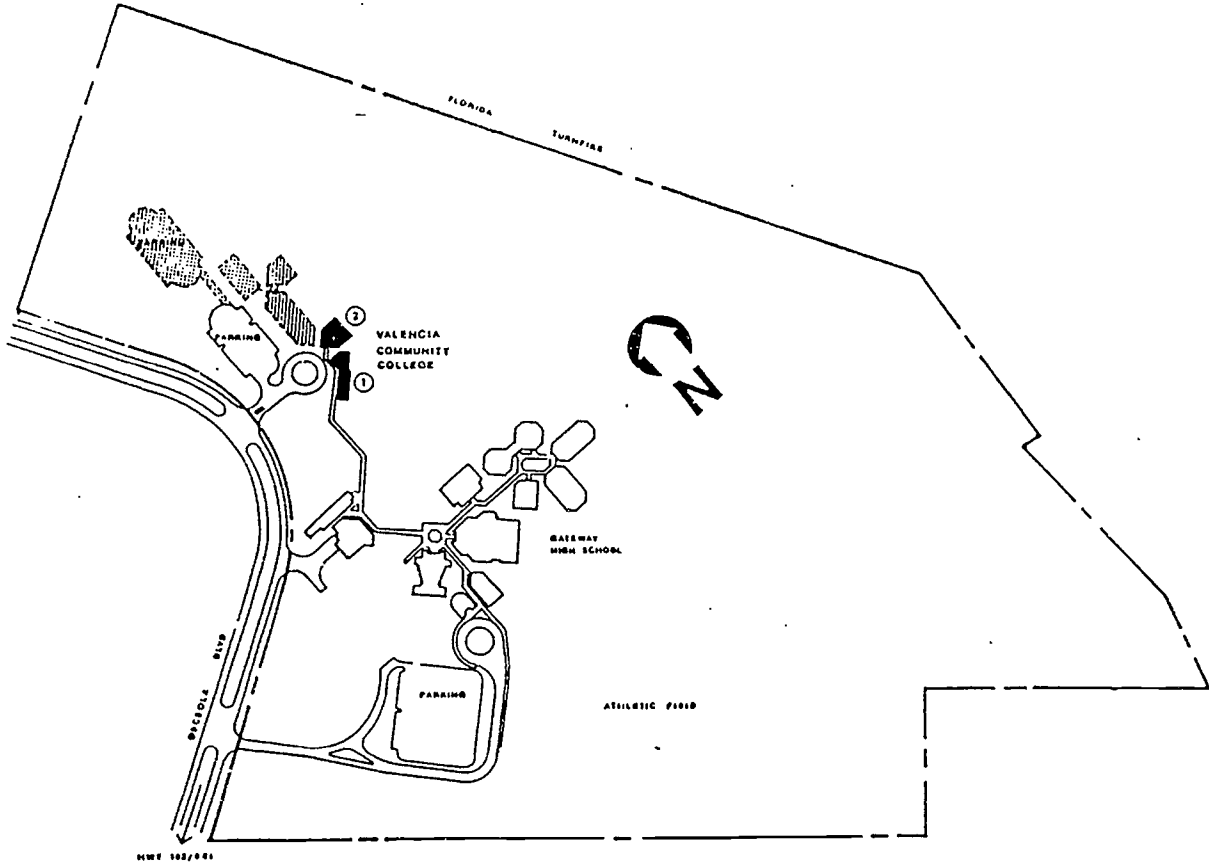


MAP  
of  
DOWNTOWN CENTER



MAP  
of  
MCCOY CENTER

62



MMF 102/0-81

MAP  
of  
OSCEOLA CENTER

**Description of Facilities:** The facilities owned and under long-term lease to Valencia Community College are listed by site in **Exhibit 140: Existing Satisfactory Student Stations and Space by Facility.**

First, the facility number and name are given. The type designation identifies the primary characteristic of the facility, that is, whether it is a building, parking area, athletic area, outdoor swimming pool, or other. The status information refers to the degree of permanence of the facility based on structural materials and life expectancy. For example, a building constructed of masonry and steel and having a fifty-year lifetime is classified as permanent. One constructed of wood and having a much shorter life span is listed as temporary. During the period between the appropriation of construction funds and the final inspection after construction is completed, a facility is classified as under construction.

The condition classification reports whether the physical quality of the facility has been evaluated by the survey team as satisfactory or unsatisfactory. Facilities described in the exhibits as satisfactory or in need of remodeling or renovation are included in the satisfactory category. Those identified as in need of demolition or appropriate for termination are included in the unsatisfactory category. Facilities determined to be satisfactory by the survey are recommended for continued use.

On Site 1, West Campus, the survey team found that of the 18 permanent buildings, five were in need of remodeling and renovation.

On Site 2, East Campus, the survey team found that of the eight permanent buildings, ten were in need of remodeling or renovation. The eight temporary structures were satisfactory, although six were in need of remodeling or renovation.

On Site 3, Downtown Center, the team found that four floors of the single permanent building had been remodeled.

On site 4, McCoy Special Purpose Center, the team found that all spaces in the one permanent building on the site were in a status of being temporarily used.

Site 5, Osceola Campus is a new 100 acre site. Buildings are under construction and no buildings have been constructed.



College: VALENCIA COMMUNITY COLLEGE

Site : No. 1: West Campus

EXISTING SATISFACTORY STUDENT STATIONS AND SPACE BY FACILITY

FACILITY	T S C Y T O P A N E T D	STUDENT STATIONS					SQUARE FEET	
		Classroom	Non- vocational	Physical Education	Vocational	Total	Net	Est. Gross
Totals		1,307	204	0	373	1,884	356,135	477,221
2 Building B	B T D	0	0	0	0		2,021	2,789
4 Building D	B T D	0	0	0	0		1,257	1,684
5 Building E	B T D	0	0	0	0		1,252	1,678
9 Building I	B T D	0	0	0	0		1,268	1,699
16 Building T	B T D	0	0	0	0		1,916	2,567
17 Cntrl Utilities	B P S	0	0	0	0		3,192	4,277
18 Building U	B T T	0	0	0	0		795	1,065
19 Building V	B P S	0	0	0	11	11	1,328	1,780
21 Building Q	B P S	0	0	0	0		493	661
22 R-Bus Shelter	O T S	0	0	0	0		0	
23 Building W	B T S	0	0	0	0		1,406	1,884
24 Building X	B T S	0	0	0	0		3,456	4,631
25 Building Y	B T S	0	0	0	0		10,225	13,702
100 Module 1	B P R	345	130	0	0	475	37,438	50,167
200 Module 2	B P R	0	0	0	0		31,883	42,723
300 Module 3	B P R	400	74	0	23	497	34,506	46,238
400 Module 4	B P R	184	0	0	17	181	26,400	35,376
500 Module 5	B P R	184	0	0	137	321	35,426	47,471
600 Module 6	B P R	28	0	0	0	28	57,589	77,189
700 Module 7	B P S	132	0	0	185	317	42,067	56,370
800 Module 8	B P R	54	0	0	0	54	40,368	54,093
1400 General Services	B P S	0	0	0	0		16,776	22,480
1500 Grounds Services	B P S	0	0	0	0		5,013	6,717

TYPE: A=Athletic, B=Building, O=Other, P=Parking, S=Swimming Pool  
 STATUS: C=Construction, P=Permanent, T=Temporary  
 CONDITION: D=Demolish, R=Remodel/Renovate, S=Satisfactory, T=Terminate

BEST COPY AVAILABLE

College: VALENCIA COMMUNITY COLLEGE

Site : No. 2: East Campus

EXISTING SATISFACTORY STUDENT STATIONS AND SPACE BY FACILITY

FACILITY	T S C	Y T O	STUDENT STATIONS					SQUARE FEET		
			P A N	Classroom	Non-vocational	Physical Education	Vocational	Total	Net	Est. Gross
No. Name	E T D									
<b>Totals</b>				1,511	479	0	203	2,193	337,181	451,822
1 Building A	B T R			0	0	0	0		1,955	2,620
2 Building B	B T R			0	0	0	0		1,414	1,895
3 Building C	B T R			0	0	0	0		1,412	1,892
4 Building D	B T R			0	0	0	0		1,412	1,892
5 Building E	B T R			0	0	0	22	22	1,412	1,892
6 Building F	B T R			0	0	0	0		1,412	1,892
7 G-Bus Shelter	O T S			0	0	0	0		0	
97 Building X	B T S			0	0	0	0		190	255
100 Building 1A	B P R			220	77	0	0	297	42,028	56,315
101 Building 1B	B P R			361	0	0	0	361	20,951	28,074
200 Building 2	B P R			139	15	0	105	259	39,404	52,801
201 TTL	B P S			0	0	0	24	24	8,160	10,934
300 Building 3	B P S			33	168	0	0	199	31,763	42,562
400 Building 4	B P S			149	112	0	4	265	69,752	93,468
500 Building 5	B P S			0	0	0	0		46,494	62,302
600 Building 6	B P S			307	24	0	48	379	50,844	68,131
700 Building 7	B C S			302	85	0	0	387	18,580	24,897

TYPE: A=Athletic, B=Building, O=Other, P=Parking, S=Swimming Pool  
 STATUS: C=Construction, P=Permanent, T=Temporary  
 CONDITION: D=Demolish, R=Remodel/Renovate, S=Satisfactory, T=Terminate

College: VALENCIA COMMUNITY COLLEGE

Site : No. 3: Downtown Center

EXISTING SATISFACTORY STUDENT STATIONS AND SPACE BY FACILITY

FACILITY		T S C	STUDENT STATIONS					SQUARE FEET	
		Y T O							
		P A N	Classroom	Non-	Physical				
No.	Name	E T D		vocational	Education	Vocational	Total	Net	Est. Gross
Totals			0	0	0	0	0	21,417	28,699
1	Downtown Center	B C S	0	0	0	0		21,417	28,699

TYPE: A=Athletic, B=Building, O=Other, P=Parking, S=Swimming Pool  
 STATUS: C=Construction, P=Permanent, T=Temporary  
 CONDITION: D=Demolish, R=Remodel/Renovate, S=Satisfactory, T=Terminate

College: VALENCIA COMMUNITY COLLEGE

Site : No. 4: McCoy Spec Purp Center

EXISTING SATISFACTORY STUDENT STATIONS AND SPACE BY FACILITY

FACILITY		T S C Y T O P A N E T D	STUDENT STATIONS					SQUARE FEET	
			Classroom	Non- vocational	Physical Education	Vocational	Total	Net	Est. Gross
Totals			183	0	0	12	195	10,212	13,276
100	Instruction Ctr	B P S	183	0	0	12	195	10,212	13,276

TYPE: A=Athletic, B=Building, O=Other, P=Parking, S=Swimming Pool  
 STATUS: C=Construction, P=Permanent, T=Temporary  
 CONDITION: D=Demolish, R=Remodel/Renovate, S=Satisfactory, T=Terminate

**Instructional Facilities and Student Stations:** Educational plants accommodate a variety of functions including instruction, academic support, student services, and institutional support. Because the instructional program is the primary function of a college, instructional facilities are most important. They include classrooms and laboratories as well as related service areas.

Student stations are found in the instructional facilities of an educational plant. A student station is defined as the amount of square footage, along with the associated equipment required, for one student to participate in a particular instructional program. The number and type of student stations are critical factors when evaluating existing facilities relative to their adequacy and suitability for providing for educational programs.

During the review of buildings, the survey team identified and assessed the student stations in each classroom and laboratory facility. The number and type of existing student stations determined to be satisfactory by the survey are shown by site in the center portion of **Exhibit 140: Student Stations and Space by Facility**. They are displayed by building and categorized according to classroom, nonvocational laboratory, and vocational laboratory. All existing student stations were determined to be satisfactory. The aggregate net square footage for the three instructional space categories of classroom nonvocational laboratory, and vocational laboratory is shown by site in Exhibit 340.

**Auxiliary and Ancillary Facilities:** Auxiliary and ancillary facilities accommodate the noninstructional functions of a college. Auxiliary facilities are those which house academic support, student services, and institutional support functions located at campuses, centers, and special purpose centers. Ancillary facilities are those which provide for districtwide institutional support at central locations.

Academic support facilities include areas for library, audiovisual, auditorium and exhibition functions. Student support facilities include spaces for physical education activities and for food, lounging, merchandising, recreation, meeting, and health care services for students. Institutional support facilities include all office and conference facilities; spaces for food, lounging, recreation, meeting, and health care services for nonstudents; and areas for computing services, maintenance shops, central storage, and vehicle storage.

The amount of satisfactory auxiliary and ancillary facilities owned by and under-long term lease to Valencia Community College is shown by site in **Exhibit 340: Aggregate Footage of Satisfactory Existing Net Square Footage by Space Category by Site.** For each site, aggregate net square footage is indicated for the academic support space categories of library, audiovisual, and auditorium/exhibition; for the student services space category; and for the institutional support space categories of office and support services. The aggregate net square footage for the three instructional space categories of classroom, nonvocational laboratory and vocational laboratory is shown by site in Exhibit 340.

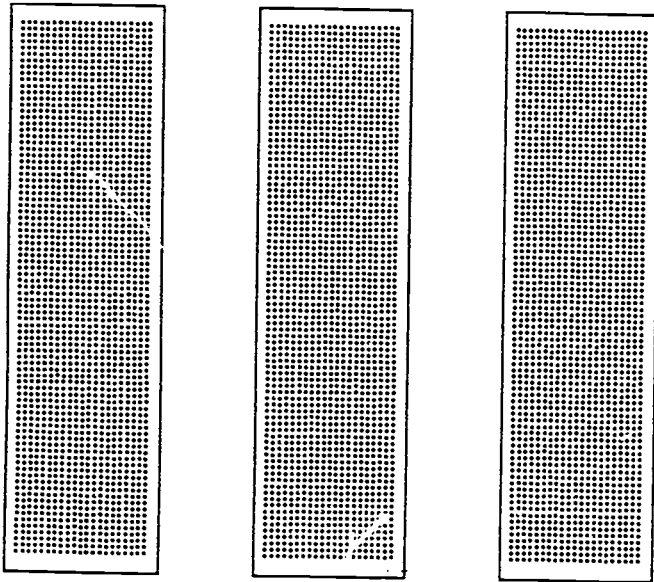
## College: VALENCIA COMMUNITY COLLEGE

**AGGREGATE FOOTAGE OF SATISFACTORY  
EXISTING NET SQUARE FOOTAGE BY SPACE CATEGORY BY SITE**

SPACE CATEGORY	SITE 1	SITE 2	SITE 3	SITE 4	SITE 5		COMBINED
<b>INSTRUCTIONAL SPACES:</b>							
Classrooms	44,236	49,234	0	4,591	0		98,061
Nonvocational Spaces	34,320	34,643	0	0	0		68,963
Physical Education	29,382	29,068	0	0	0		58,430
Vocational Spaces	59,027	19,898	0	2,242	0		81,167
Subtotal	166,945	132,843	0	6,833	0		306,821
<b>ACADEMIC SUPPORT:</b>							
Library	38,367	27,468	0	0	0		65,835
Audiovisual	6,242	6,588	0	204	0		13,034
Auditorium/Exhibition	10,130	20,185	0	0	0		30,315
Subtotal	54,739	54,241	0	204	0		109,184
<b>STUDENT SERVICES:</b>	19,787	23,784	0	0	0		109,184
<b>INSTITUTIONAL SUPPORT:</b>							
Office	52,529	50,445	18,404	907	0	0	122,285
Support Services	29,023	11,858	538	655	0	0	42,074
Custodial Services	0	0	0	0	0	0	0
Sanitation							
* Student Restrooms	12,690	9,396	33	47	4,160		26,326
* Staff/Public Restrooms	2,115	1,566	6	8	693	0	4,388
Subtotal	96,357	73,265	18,981	1,617	4,853	0	195,073
<b>ELECTRIC/HVAC EQUIPMENT</b>	0	0	0	0	0	0	0
<b>TOTAL NET SQUARE FEET</b>	<b>337,828</b>	<b>284,133</b>	<b>18,981</b>	<b>8,654</b>	<b>4,853</b>	<b>0</b>	<b>654,449</b>
<b>NET-TO-GROSS DIFFERENCE</b>	<b>142,023</b>	<b>119,450</b>	<b>7,980</b>	<b>3,638</b>	<b>2,040</b>	<b>0</b>	<b>275,130</b>
<b>TOTAL GROSS SQUARE FEET</b>	<b>479,851</b>	<b>403,583</b>	<b>26,961</b>	<b>12,292</b>	<b>6,893</b>	<b>0</b>	<b>929,579</b>

\* Inventory Space for Sanitation not available - derived from 1997-98 Space Allocation.

Site : No. 1: West Campus  
 Site : No. 2: East Campus  
 Site : No. 3: Downtown Center  
 Site : No. 4: McCoy Spec Purp Center  
 Site : No. 5: Osceola Campus



SECTION 8  
PLAN  
FOR  
HOUSING PROGRAMS,  
STUDENTS AND SERVICES

The survey team developed a plan for housing instructional programs, projected student enrollments, faculty, staff, administrators, and auxiliary and ancillary services for the ensuing five-year period. The planning process required evaluation of existing educational plants, determination of future needs, and recommendations for changes and additions to existing plants to provide for future needs.

**Programs and Students:** Facility planning for housing instructional programs and student enrollments involves analysis of existing plant capacities, specification of capacity needs, and recommendations for remodeling, renovation, and new construction to meet the needs. Summaries of the five-year plan for housing programs and projected enrollments of Valencia Community College are presented by site in **Exhibit 150: Summary of Student Stations.**

Educational plant capacity is defined as the number of capital outlay full-time-equivalent students which can be accommodated by the plant in regular instructional programs. Assessment of capacity requires consideration of several factors: kinds of educational programs in which students are enrolled, types of space in which different kinds of students receive instruction, number of student stations available in each type of space, and utilization criteria for rooms and student stations.

Specifically, all students receive instruction in general classrooms, nonvocational students in nonvocational laboratories, and vocational students in vocational laboratories. In the exhibits, capital outlay full-time-equivalent student enrollment and number of student stations both are distributed appropriately among the three instructional space categories.



**College: VALENCIA COMMUNITY COLLEGE**  
**Site : No. 1: West Campus**

**SUMMARY OF STUDENT STATIONS**

SPACE CATEGORY	GENERAL CLASSROOMS	NON- VOCATIONAL	PHYSICAL EDUCATION	VOCATIONAL
<b>FACILITIES LIST:</b>				
1997-98 CO-FTE To Be Housed	8,480	5,994	0	2,466
Utilization Index Percent *	0.3704	0.2083	1.0000	0.4902
Student Station Allocation	3,134	1,249	0	1,209
1997-98 Facilities List	3,125	1,246	0	1,221
Facilities List Over or (Under)	(9)	(3)	0	12
<b>INVENTORY:</b>				
Existing Student Stations				
In Inventory	1,307	204	0	373
Student Stations - Construction	1,766	940	0	851
Student Stations - Remodeling	61	84	0	0
Student Stations - Renovation	0	0	0	0
Stations Only For Program **	0	0	0	0
Survey Recommended Stations	3,134	1,228	0	1,224
Utilization Index *	2.7000	4.8000	1.000	2.040
CO-FTE Housed	8,462	5,894	0	2,497

\* Indexes and reciprocals are for site with 2,500 or more CO-FTE.

\*\* Stations associated with recommendations to meet program needs beyond station allocation are excluded from survey recommended stations.

Note: Capacity defined as number of CO-FTE students that can be housed by plant in instructional activities. Stations associated with recommendations to meet program needs beyond station allocation are excluded from survey recommended stations.

## College: VALENCIA COMMUNITY COLLEGE

Site : No. 2: East Campus

## SUMMARY OF STUDENT STATIONS

SPACE CATEGORY	GENERAL CLASSROOMS	NON- VOCATIONAL	PHYSICAL EDUCATION	VOCATIONAL
<b>FACILITIES LIST:</b>				
1997-98 CO-FTE To Be Housed	6,264	5,172	0	1,092
Utilization Index Percent *	0.3704	0.2083	1.0000	0.4902
Student Station Allocation	2,320	1,077	0	535
1997-98 Facilities List	2,325	1,088	0	584
Facilities List Over or (Under)	5	11	0	49
<b>INVENTORY:</b>				
Existing Student Stations				
In Inventory	1,511	479	0	203
Student Stations - Construction	714	525	0	231
Student Stations - Remodeling	48	88	0	79
Student Stations - Renovation	0	0	0	0
Stations Only For Program **	0	0	0	0
Survey Recommended Stations	2,273	1,092	0	513
Utilization Index *	2.7000	4.8000	1.000	2.040
CO-FTE Housed	6,137	5,242	0	1,047

\* Indexes and reciprocals are for site with 2,500 or more CO-FTE.

\*\* Stations associated with recommendations to meet program needs beyond station allocation are excluded from survey recommended stations.

Note: Capacity defined as number of CO-FTE students that can be housed by plant in instructional activities. Stations associated with recommendations to meet program needs beyond station allocation are excluded from survey recommended stations.

**College: VALENCIA COMMUNITY COLLEGE**  
**Site : No. 3: Downtown Center**

**SUMMARY OF STUDENT STATIONS**

SPACE CATEGORY	GENERAL CLASSROOMS	NON- VOCATIONAL	PHYSICAL EDUCATION	VOCATIONAL
<b>FACILITIES LIST:</b>				
1997-98 CO-FTE To Be Housed	22	0	0	22
Utilization Index Percent *	0.4040	0.2381	1.0000	0.4902
Student Station Allocation	9	0	0	11
1997-98 Facilities List	0	0	0	0
Facilities List Over or (Under)	(9)	0	0	(11)
<b>INVENTORY:</b>				
Existing Student Stations				
In Inventory	0	0	0	0
Student Stations - Construction	0	0	0	0
Student Stations - Remodeling	0	0	0	0
Student Stations - Renovation	0	0	0	0
Stations Only For Program **	0	0	0	0
Survey Recommended Stations	0	0	0	0
Utilization Index *	2.4750	4.2000	1.000	2.040
CO-FTE Housed	0	0	0	0

\* Indexes and reciprocals are for site with fewer than 2,500 CO-FTE.

\*\* Stations associated with recommendations to meet program needs beyond station allocation are excluded from survey recommended stations.

Note: Capacity defined as number of CO-FTE students that can be housed by plant in instructional activities. Stations associated with recommendations to meet program needs beyond station allocation are excluded from survey recommended stations.

**College: VALENCIA COMMUNITY COLLEGE**

Site : No. 4: McCoy Center

**SUMMARY OF STUDENT STATIONS**

SPACE CATEGORY	GENERAL CLASSROOMS	NON- VOCATIONAL	PHYSICAL EDUCATION	VOCATIONAL
<b>FACILITIES LIST:</b>				
1997-98 CO-FTE To Be Housed	31	0	0	31
Utilization Index Percent *	0.4040	0.2381	1.0000	0.4902
Student Station Allocation	13	0	0	15
1997-98 Facilities List	25	0	0	31
Facilities List Over or (Under)	12	0	0	16
<b>INVENTORY:</b>				
Existing Student Stations				
In Inventory	183	0	0	12
Student Stations - Construction	0	0	0	0
Student Stations - Remodeling	0	0	0	0
Student Stations - Renovation	0	0	0	0
Stations Only For Program **	0	0	0	0
Survey Recommended Stations	183	0	0	12
Utilization Index *	2.4750	4.2000	1.000	2.040
CO-FTE Housed	453	0	0	24

\* Indexes and reciprocals are for site with fewer than 2,500 CO-FTE.

\*\* Stations associated with recommendations to meet program needs beyond station allocation are excluded from survey recommended stations.

Note: Capacity defined as number of CO-FTE students that can be housed by plant in instructional activities. Stations associated with recommendations to meet program needs beyond station allocation are excluded from survey recommended stations.

**BEST COPY AVAILABLE**

## College: VALENCIA COMMUNITY COLLEGE

Site : No. 5: Osceola Campus

## SUMMARY OF STUDENT STATIONS

SPACE CATEGORY	GENERAL CLASSROOMS	NON- VOCATIONAL	PHYSICAL EDUCATION	VOCATIONAL
<b>FACILITIES LIST:</b>				
1997-98 CO-FTE To Be Housed	2,773	2,092	0	681
Utilization Index Percent *	0.3704	0.2083	1.0000	0.4902
Student Station Allocation	1,027	436	0	334
1997-98 Facilities List	1,025	435	0	335
Facilities List Over or (Under)	(2)	(1)	0	1
<b>INVENTORY:</b>				
Existing Student Stations				
In Inventory	0	0	0	0
Student Stations - Construction	1,027	411	0	334
Student Stations - Remodeling	0	0	0	0
Student Stations - Renovation	0	0	0	0
Stations Only For Program **	0	0	0	0
Survey Recommended Stations	1,027	411	0	334
Utilization Index *	2.7000	4.8000	1.000	2.040
CO-FTE Housed	2,773	1,973	0	681

\* Indexes and reciprocals are for site with 2,500 or more CO-FTE.

\*\* Stations associated with recommendations to meet program needs beyond station allocation are excluded from survey recommended stations.

Note: Capacity defined as number of CO-FTE students that can be housed by plant in instructional activities. Stations associated with recommendations to meet program needs beyond station allocation are excluded from survey recommended stations.

In addition, utilization criteria for each space category specify expected weekly hours of room use, percentage of student station use, and average weekly contact hours of students. In the tables, utilization indexes which combine category criteria are used to transform student stations into capacity and, conversely, utilization index reciprocals are used to convert capacity into student stations.

Explicit information related to the summary exhibits is provided throughout the survey report. Projection of 1997-98 capital outlay full-time-equivalent student enrollment is explained in **Exhibits 310 and 320 of Section 5**. Educational programs are listed in **Exhibit 130 of Section 6**. Utilization criteria are given in **Section 3**. Existing student stations are listed in **Exhibit 140 of Section 7**. Recommendations for remodeling, renovation, and new construction are included in **Section 10**.

**Personnel and Services:** Facility planning for housing faculty, staff, and administrators, and auxiliary and ancillary services involves assessment of present plants, identification of future needs, and recommendations for remodeling, renovation and new construction to meet the needs. A summary of the five-year plan for accommodating the personnel and auxiliary and ancillary services for Valencia Community College is presented by site in **Exhibit 160: Existing and Recommended Square Footage**. The exhibit also provides a summary of the plan for housing instructional programs and student enrollments, given in terms of square footages instead of student stations and capacities.

Specific information related to the summary in **Exhibit 160** is provided in other sections of the survey report. Square footage allocations by space category by site are shown in **Exhibit 130 of Section 6**. Auxiliary and ancillary facilities are defined and described in **Section 7**. Existing aggregate square footages by category by site are given in **Exhibit 340 of Section 7**. Recommendations for remodeling, renovation, and new construction are included in **Section 10**. With respect to Site 4: McCoy Special Purpose Center, no recommendations for site improvement, remodeling, renovation, and new construction will be made. Recommendations are, however, made for all other sites.

## College: VALENCIA COMMUNITY COLLEGE

Site : No. 1: West Campus

## SUMMARY OF EXISTING AND RECOMMENDED SQUARE FOOTAGE

SPACE CATEGORY	1997-98 SPACE ALLOCATION	EXISTING INVENTORY SPACE	SPACE DEFICIT OR SURPLUS	RECOMMENDED CHANGE-NSF		SURVEY REC- OMMENDED SPACE
				Construction	Remodeling	
<b>INSTRUCTIONAL SPACES:</b>						
Classrooms	87,500	44,236	(43,264)	49,448	1,729	95,413
Nonvocational Spaces	77,340	34,320	(43,020)	53,734	5,804	93,858
Physical Education	51,760	29,362	(22,398)	22,545	(147)	51,760
Vocational Spaces	140,576	59,027	(81,549)	97,795	112	158,934
Subtotal	357,176	166,945	(190,231)	223,522	7,498	397,965
<b>ACADEMIC SUPPORT:</b>						
Library	66,107	38,367	(27,740)	29,958	(2,218)	66,107
Audiovisual	15,271	6,242	(9,029)	6,811	2,218	15,271
Auditorium/Exhibition	25,380	10,130	(15,250)	15,250	0	25,380
Subtotal	106,758	54,739	(52,019)	52,019	0	106,758
<b>STUDENT SERVICES:</b>	63,450	19,787	(43,663)	41,349	2,315	63,450
<b>INSTITUTIONAL SUPPORT:</b>						
Office	108,342	52,529	(53,813)	62,792	(8,979)	108,342
Support Services	29,322	29,023	(299)	0	0	29,023
Custodial Services	9,306	0	(9,306)	0	(1,545)	(1,545)
Sanitation:						
* Student Restrooms	12,690	12,690	0	0	0	12,690
* Staff/Public Restrooms	2,115	2,115	0	0	0	2,115
Subtotal	159,775	96,357	(63,418)	62,792	(10,524)	148,625
<b>ELECTRIC/HVAC EQUIPMENT</b>	41,230	0	(41,230)	0	711	711
<b>TOTAL NET SQUARE FEET</b>	728,389	337,828	(390,561)	379,681	0	717,509
<b>NET-TO-GROSS DIFFERENCE</b>	247,652	142,023	(105,629)	159,618	0	301,641
<b>TOTAL GROSS SQUARE FEET</b>	976,041	479,851	(496,190)	539,299	0	1,019,150

\* Existing Inventory Space for Sanitation not available - derived from 1997-98 Space Allocation.

## College: VALENCIA COMMUNITY COLLEGE

Site : No. 2: East Campus

## SUMMARY OF EXISTING AND RECOMMENDED SQUARE FOOTAGE

SPACE CATEGORY	1997-98 SPACE ALLOCATION	EXISTING INVENTORY SPACE	SPACE DEFICIT OR SURPLUS	RECOMMENDED CHANGE-NSF		SURVEY REC- OMMENDED SPACE
				Construction	Remodeling	
<b>INSTRUCTIONAL SPACES:</b>						
Classrooms	65,100	49,234	(15,866)	17,850	2,423	69,507
Nonvocational Spaces	66,895	34,643	(32,252)	28,795	7,592	71,030
Physical Education	38,584	29,068	(9,516)	13,316	(3,800)	38,584
Vocational Spaces	66,206	19,898	(46,308)	23,820	9,504	53,022
Subtotal	236,785	132,843	(103,942)	83,581	15,719	232,143
<b>ACADEMIC SUPPORT:</b>						
Library	49,220	27,468	(21,752)	21,752	0	49,220
Audiovisual	9,910	6,588	(3,322)	3,322	0	9,910
Auditorium/Exhibition	18,792	20,185	1,393	0	0	20,185
Subtotal	77,922	54,241	(23,681)	25,074	0	79,315
<b>STUDENT SERVICES:</b>	46,980	23,784	(23,196)	29,903	(6,707)	46,980
<b>INSTITUTIONAL SUPPORT:</b>						
Office	78,738	50,445	(28,293)	40,855	(12,562)	78,738
Support Services--Incl. District	26,524	11,858	(14,666)	10,525	4,141	26,524
Custodial Services	6,890	0	(6,890)	0	(591)	(591)
Sanitation:						
* Student Restrooms	9,396	9,396	0	0	0	9,396
* Staff/Public Restrooms	1,566	1,566	0	0	0	1,566
Subtotal	123,114	73,265	(49,849)	51,380	(9,012)	115,633
<b>ELECTRIC/HVAC EQUIPMENT</b>	29,088	0	(29,088)	0	0	0
<b>TOTAL NET SQUARE FEET</b>	513,889	284,133	(229,756)	189,938	0	474,071
<b>NET-TO-GROSS DIFFERENCE</b>	174,722	119,450	(55,272)	79,850	0	199,299
<b>TOTAL GROSS SQUARE FEET</b>	688,611	403,583	(285,028)	269,788	0	673,370

\* Existing Inventory Space for Sanitation not available - derived from 1997-98 Space Allocation.



## College: VALENCIA COMMUNITY COLLEGE

Site : No. 3: Downtown Center

## SUMMARY OF EXISTING AND RECOMMENDED SQUARE FOOTAGE

SPACE CATEGORY	1997-98	EXISTING	SPACE	RECOMMENDED CHANGE-NSF		SURVEY REC- OMMENDED SPACE
	SPACE ALLOCATION	INVENTORY SPACE	DEFICIT OR SURPLUS	Construction	Remodeling	
<b>INSTRUCTIONAL SPACES:</b>						
Classrooms	0	0	0	0	0	0
Nonvocational Spaces	0	0	0	0	0	0
Physical Education	0	0	0	0	0	0
Vocational Spaces	0	0	0	0	0	0
Subtotal	0	0	0	0	0	0
<b>ACADEMIC SUPPORT:</b>						
Library	1,219	0	(1,219)	0	0	0
Audiovisual	0	0	0	0	0	0
Auditorium/Exhibition	66	0	(66)	0	0	0
Subtotal	1,285	0	(1,285)	0	0	0
<b>STUDENT SERVICES:</b>	165	0	(165)	0	0	0
<b>INSTITUTIONAL SUPPORT:</b>						
Office—Includes District	53,527	18,404	(35,123)	35,123	0	53,527
Support Services	610	538	(72)	0	0	538
Custodial Services	24	0	(24)	0	0	0
Sanitation:						
* Student Restrooms	33	33	0	0	0	33
* Staff/Public Restrooms	6	6	0	0	0	6
Subtotal	54,200	18,981	(35,219)	35,123	0	54,104
<b>ELECTRIC/HVAC EQUIPMENT</b>	3,339	0	(3,339)	0	0	0
<b>TOTAL NET SQUARE FEET</b>	<b>58,989</b>	<b>18,981</b>	<b>(40,008)</b>	<b>35,123</b>	<b>0</b>	<b>54,104</b>
<b>NET-TO-GROSS DIFFERENCE</b>	<b>20,056</b>	<b>7,980</b>	<b>(12,076)</b>	<b>14,766</b>	<b>0</b>	<b>22,745</b>
<b>TOTAL GROSS SQUARE FEET</b>	<b>79,045</b>	<b>26,961</b>	<b>(52,084)</b>	<b>49,889</b>	<b>0</b>	<b>76,849</b>

\* Existing Inventory Space for Sanitation not available - derived from 1997-98 Space Allocation.

## College: VALENCIA COMMUNITY COLLEGE

Site : No. 4: McCoy Spec Purp Center

## SUMMARY OF EXISTING AND RECOMMENDED SQUARE FOOTAGE

SPACE CATEGORY	1997-98 SPACE ALLOCATION	EXISTING INVENTORY SPACE	SPACE DEFICIT OR SURPLUS	RECOMMENDED CHANGE-NSF		SURVEY REC- OMMENDED SPACE
				Construction	Remodeling	
<b>INSTRUCTIONAL SPACES:</b>						
Classrooms	700	4,591	3,891	0	0	4,591
Nonvocational Spaces	0	0	0	0	0	0
Physical Education	0	0	0	0	0	0
Vocational Spaces	2,578	2,242	(336)	0	0	2,242
Subtotal	3,278	6,833	3,555	0	0	6,833
<b>ACADEMIC SUPPORT:</b>						
Library	1,288	0	(1,288)	0	0	0
Audiovisual	164	204	40	0	0	204
Auditorium/Exhibition	93	0	(93)	0	0	0
Subtotal	1,545	204	(1,341)	0	0	204
<b>STUDENT SERVICES:</b>	233	0	(233)	0	0	0
<b>INSTITUTIONAL SUPPORT:</b>						
Office	390	907	517	0	0	907
Support Services	272	655	383	0	0	655
Custodial Services	34	0	(34)	0	0	0
<b>Sanitation:</b>						
* Student Restrooms	47	47	0	0	0	47
* Staff/Public Restrooms	8	8	0	0	0	8
Subtotal	751	1,617	866	0	0	1,617
<b>ELECTRIC/HVAC EQUIPMENT</b>	174	0	(174)	0	0	0
<b>TOTAL NET SQUARE FEET</b>	5,981	8,654	2,673	0	0	8,654
<b>NET-TO-GROSS DIFFERENCE</b>	1,794	3,628	1,844	0	0	3,638
<b>TOTAL GROSS SQUARE FEET</b>	7,775	12,292	4,517	0	0	12,292

\* Existing Inventory Space for Sanitation not available - derived from 1997-98 Space Allocation.

BEST COPY AVAILABLE




## College: VALENCIA COMMUNITY COLLEGE

Site : No. 5: Osceola Campus

## SUMMARY OF EXISTING AND RECOMMENDED SQUARE FOOTAGE

SPACE CATEGORY	1997-98	EXISTING	SPACE	RECOMMENDED CHANGE-NSF		SURVEY REC-
	SPACE	INVENTORY	DEFICIT OR	Construction	Remodeling	COMMENDED
	ALLOCATION	SPACE	SURPLUS			SPACE
<b>INSTRUCTIONAL SPACES:</b>						
Classrooms	28,700	0	(28,700)	28,756	0	28,756
Nonvocational Spaces	24,045	0	(24,045)	23,731	0	23,731
Physical Education	17,638	0	(17,638)	17,638	0	17,638
Vocational Spaces	30,722	0	(30,722)	30,722	0	30,722
Subtotal	101,105	0	(101,105)	100,847	0	100,847
<b>ACADEMIC SUPPORT:</b>						
Library	22,374	0	(22,374)	22,374	0	22,374
Audiovisual	4,173	0	(4,173)	4,173	0	4,173
Auditorium/Exhibition	8,319	0	(8,319)	8,319	0	8,319
Subtotal	34,866	0	(34,866)	34,866	0	34,866
<b>STUDENT SERVICES:</b>	20,798	0	(20,798)	20,798	0	20,798
<b>INSTITUTIONAL SUPPORT:</b>						
Office	34,857	0	(34,857)	34,857	0	34,857
Support Services	9,581	0	(9,581)	9,581	0	9,581
Custodial Services	3,050	0	(3,050)	0	0	0
Sanitation:						
* Student Restrooms	4,160	4,160	0	0	0	4,160
* Staff/Public Restrooms	693	693	0	0	0	693
Subtotal	52,341	4,853	(47,488)	44,438	0	49,291
<b>ELECTRIC/HVAC EQUIPMENT</b>	12,547	0	(12,547)	0	0	0
<b>TOTAL NET SQUARE FEET</b>	221,657	4,853	(216,804)	200,949	0	205,802
<b>NET-TO-GROSS DIFFERENCE</b>	75,363	2,040	(73,323)	84,479	0	86,519
<b>TOTAL GROSS SQUARE FEET</b>	297,020	6,893	(290,127)	285,428	0	292,321

\* Existing Inventory Space for Sanitation not available - derived from 1997-98 Space Allocation.



SECTION 9  
ANALYSIS  
OF  
CAPITAL OUTLAY FINANCES

The survey team developed a comprehensive plan for meeting the educational plant needs of the college for the succeeding five-year period. During the planning process, they evaluated needs for site acquisition, development, and improvement, remodeling, renovation, and new construction. Implementation of the complete plan for Valencia Community College as set forth in the survey recommendations included in **Section 10** was estimated to cost \$153,653,416.

Financial capacity for accomplishing the plan depends upon the amount of future revenues made available to the college as well as obligations previously incurred. Thus, revenue sources accessible for capital outlay expenditure are discussed below. In addition, the indebtedness of the college during the period of the survey for state board of education capital outlay bonds is displayed in **Exhibit 210: Schedule of ... Bond Issues and Debt Requirement**. Finally, further information regarding the recent financial position of the college is found in **Exhibit 220: Capital Outlay Expenditures by Fund Source** and **Exhibit 230: Capital Outlay Expenditures by Project Type**. Capital outlay expenditure patterns by fund source and by project type are traced for the preceding five-year period.

**Revenue Sources for Capital Outlay:** College capital outlay projects may be financed from federal, state, and local fund sources. The primary sources of funds for Florida community colleges are state revenues provided for in Section 9(a)(2) and Section 9(d) of Article XII of the State Constitution, as amended.

Under the provisions of the Public Education Bond Amendment, Section 9(a)(2), Article XII, State Constitution, as amended, proceeds of revenues derived from gross receipts taxes for utility

services are placed in the Public Education Capital Outlay and Debt Service Trust fund. Revenues, interest, and proceeds derived from the sale of public education capital outlay bonds issued by the State Board of Education are used to finance capital projects for the state system of public education as authorized by the Legislature. Funds accruing under this section commonly are referred to as public education capital outlay (PECO).

Each year the Legislature allocates funds from the Public Education Capital Outlay and Dept Service Trust Fund appropriation to various boards in the state system of public education. Pursuant to Section 235.41, F.S., the Commissioner of Education submits a comprehensive capital outlay budget request for all boards to the Legislature. In accordance with Section 235.435(1)(a), F.S., each college board of trustees annually receives an allocation for remodeling, renovation, maintenance, repairs, and site improvement for existing satisfactory facilities. In addition, under the provisions of Section 235.435(4)(a), F.S., the boards of trustees receive funds for projects based on a three-year priority list for the entire state community college system included in the legislature budget request.

Under the provisions of the School Capital Outlay Amendment, Section 9(d), Article XII, State Constitution, as amended, the first proceeds of revenues derived from the licensing of motor vehicles are placed in the Capital Outlay Bonds and Debt Service Fund and distributed annually among the school districts and college districts in the ratio of the number of instructional units in each district. Thus each district receives funds each year. After adoption of a resolution by the college board of trustees requesting issuance of capital outlay bonds against revenues accruing to the college district, the State Board of Education is authorized to issue bonds for and on behalf of the district. Funds accruing under this section commonly are referred to as capital outlay and debt service (CO&DS).

Revenues, interest, and proceeds derived from the sale of capital outlay bonds are used to finance capital projects in the order of priority of need based on recommendations in the current educational plant survey. The order of priority for expenditure of funds is established by the Board of Trustees in accordance with Rule 6A-2.0206, FAC, and approved by the State Board of Education.

College: VALENCIA COMMUNITY COLLEGE

SCHEDULE OF STATE BOARD OF EDUCATION BOND ISSUES AND DEBT REQUIREMENT

Year	Name of Issue	SERIES OF ISSUE	AMOUNT OF ISSUE	UNRETIRED PRINCIPAL 7/1/93	DEBT SERV OBLIGATION 7/1/93 THRU 6/30/98	UNRETIRED PRINCIPAL 7/1/98
1974	Capital Outlay Bonds	1974-A	\$1,390,000	\$215,000	\$232,325	\$0
1975	Capital Outlay Bonds	1975-A	\$385,000	\$175,000	\$204,213	\$0
1976	Capital Outlay Bonds	1976-A	\$340,000	\$100,000	\$114,575	\$0
1977	Capital Outlay Bonds	1977-A	\$230,000	\$90,000	\$104,250	\$0
1978	Capital Outlay Bonds	1978-A	\$320,000	\$125,000	\$125,200	\$25,000
1979	Capital Outlay Bonds	1979-A	\$190,000	\$90,000	\$79,808	\$30,000
1990	Capital Outlay Bonds	1990-A	\$435,000	\$395,000	\$229,387	\$295,000
1992	Capital Outlay Bonds	1992-B	\$275,000	\$245,000	\$170,550	\$120,000
		<b>Totals</b>	<b>\$3,565,000</b>	<b>\$1,435,000</b>	<b>\$1,280,307</b>	<b>\$470,000</b>

SOURCE: Department of Education, Office of Educational Facilities, Educational Facilities Budgeting and Financial Management Section, "State Board of Education Bond Maturity Schedules".

## College: VALENCIA COMMUNITY COLLEGE

CAPITAL OUTLAY EXPENDITURES BY FUND SOURCE  
FROM 1987-88 THROUGH 1991-92

FUND SOURCE	1987-88	1988-89	1989-90	1990-91	1991-92
<b>PUBLIC EDUCATION BOND AMENDMENT (PECO)</b>					
Correction Of Fire Safety Deficiencies	\$0.00	\$0.00	\$0.00	\$0.00	\$0.00
Modification For Physically Handicapped	0.00	0.00	0.00	0.00	0.00
Correction of Safety-To-Life Deficiencies	18,857.00	222,242.00	14,179.00	0.00	0.00
Removal Of Asbestos	0.00	0.00	0.00	0.00	0.00
Remodeling, Renovation, Maintenance, Repair, and Site Improvement	355,947.00	340,605.00	389,778.00	958,696.00	1,910,277.00
New Construction	3,078,013.00	2,681,252.00	2,354,083.00	9,564,547.00	11,079,231.00
Library, Books and Films	0.00	0.00	0.00	0.00	0.00
<b>SCHOOL CAPITAL OUTLAY AMENDMENT (CO&amp;DS)</b>					
Revenue Flowthrough And Interest	0.00	0.00	336,155.00	1,026,649.00	0.00
Bond Proceeds, SBE Capital Outlay Bonds	224,502.00	0.00	0.00	395,411.00	0.00
<b>STATE GENERAL REVENUE</b>	0.00	0.00	0.00	0.00	0.00
<b>LOCAL FUNDS</b>	86,695.00	90,069.00	388,011.00	105,842.00	112,876.00
<b>FEDERAL FUNDS</b>	0.00	13,617.00	199,137.00	0.00	0.00
<b>Totals</b>	<b>\$3,764,014.00</b>	<b>\$3,347,785.00</b>	<b>\$3,681,341.00</b>	<b>\$12,051,145.00</b>	<b>\$13,272,099.00</b>

SOURCE: Amounts from the Annual Financial Reports issued by the Accounting Offices of the college.

## College: VALENCIA COMMUNITY COLLEGE

CAPITAL OUTLAY EXPENDITURES BY PROJECT TYPE  
FROM 1987-88 THROUGH 1991-92







TYPE EXPENDITURE	1987-88	1988-89	1989-90	1990-91	1991-92
Planning	\$0.00	\$222,959.00	\$470,468.00	\$669,825.00	\$0.00
Land Acquisition	0.00	0.00	9,100.00	0.00	33,371.00
Building Construction	3,245,075.00	354,796.00	1,944,655.00	10,296,299.00	9,609,523.00
Furniture And Equipment	128,168.00	1,655,183.00	277,187.00	107,127.00	1,471,375.00
Remodeling, Renovation, Maintenance And Repair	355,947.00	324,060.00	973,527.00	815,549.00	2,152,897.00
Other Structures & Improvements *	34,804.00	790,787.00	6,404.00	162,375.00	4,923.00
Library Books And Films	0.00	0.00	0.00	0.00	0.00
<b>Totals</b>	<b>\$3,764,014.00</b>	<b>\$3,347,785.00</b>	<b>\$3,681,341.00</b>	<b>\$12,051,145.00</b>	<b>\$13,272,099.00</b>

SOURCE: Amounts from the Annual Financial Reports of the Accounting Offices of the college.

NOTE: Definitions of asset classifications Accounting Manual For Florida's Public Community Colleges.  
Site development and site improvement are included under Other Structures and Improvements  
asset classification.

**BEST COPY AVAILABLE**





**SECTION 10**

**RECOMMENDATIONS**

**FOR**

**EDUCATIONAL PLANTS**

**VALENCIA COMMUNITY COLLEGE**

RECOMMENDATIONS FOR EDUCATIONAL PLANTS  
FOR

**VALENCIA COMMUNITY COLLEGE**

The comprehensive five-year plan for meeting the educational plant needs of the community college is specified in the list of recommendations formulated by the survey team. The plan provides for housing the educational program, student population, faculty, administrators, staff, and auxiliary and ancillary services of the college district.

The recommendations furnish the foundation for adoption of a proposed five-year plan for educational plants of the district by the Board of Trustees, in accordance with Section 235.16, F.S. Similarly, the recommendations serve as the basis for the proposed building program with projects listed in the order of priority, submitted pursuant to Rule 6A-2.0207, FAC, by the Board of Trustees through the Office of Educational Facilities to the State Board of Education for approval. The order of priority of need for projects is established in Rule 6A-2.0206, FAC.

Cost estimates included with the recommendations were current at the time of the survey visit. Estimates are derived from the gross square foot cost of construction for the college used in the legislative capital outlay budget request for the fiscal year in which the survey was conducted.

It should be noted that cost estimates attached to recommendations are added only to provide a general idea of anticipated cost and should not be interpreted as accurate estimates for particular projects. At the point in time that recommendations are incorporated into planning specific projects, actual cost estimates appropriate for those projects need to be prepared by professional estimators for the college. Square foot rates and cost estimates for the community college educational plant survey recommendations are reported herein as follows:

RECOMMENDATION CATEGORY	SQUARE FOOT COST RATE	ESTIMATED COST
Construction	\$113.88	\$130,324,727
Remodeling	56.94	3,323,076
Renovation	37.96	15,245,983
Site Acquisition		0
Site Development		1,275,000
Site Improvement		3,977,500
<b>ESTIMATED TOTAL COST</b>		<b>\$154,146,286</b>

In addition, eight standard recommendations are listed for college-wide application, as needed. They address general categories of physical plant needs that are likely to occur over time. No cost estimates are indicated for these recommendations.

RECOMMENDATIONS

College: VALENCIA COMMUNITY COLLEGE

Site : No. 1: West Campus

SITE IMPROVEMENT

- 1.01. Construct campus entrance berms with wing walls, landscaping, irrigation, and signs.  
Estimated Cost: \$ 100,000
- 1.02. Construct six-inch domestic water service and complete construction of ten-inch fire service water line loop.  
Estimated Cost: \$ 980,000
- 1.03. Construct chill water lines to cross connect Facility 17 - Central Utilities to Facility 800 - Module 8.  
Estimated Cost: \$ 100,000
- 1.04. Construct eight-inch irrigation well, piping, and sprinkling system for greenhouse and perimeter road areas.  
Estimated Cost: \$ 50,000
- 1.05. Construct completion of campuswide irrigation system.  
Estimated Cost: \$ 186,000
- 1.06. Improve site between Alpha and Beta parking lots to make it useful.  
Estimated Cost: \$ 25,000
- 1.07. Renovate illumination in parking lots Alpha, Beta, and Gamma.  
Estimated Cost: \$ 300,000
- 1.08. Construct four (4) four-wall handball/racquetball courts with illumination and instructor's gallery; for physical education.  
Estimated Cost: \$ 100,000
- 1.09. Construct four (4) tennis courts with illumination and fencing; for physical education.

Exhibit 500

- Estimated Cost: \$ 100,000
- 1.10. Complete construction of campuswide exterior lighting system.
- Estimated Cost: \$ 62,500
- 1.11. Complete construction of campuswide exterior signs.
- Estimated Cost: \$ 62,500
- Total Site Improvement: \$ 2,066,000

REMODELING

- 1.12. Remodel Facility 100 - Module 1; Rooms 1205, 1230; as biology laboratory suite; use codes 210, 215; PLUS 24 student stations; 1094 NSF. (Remodeling Room 116; use code 110; LESS 39 student stations.)
- Estimated Cost: \$ 62,292
- 1.13. Remodel Facility 200 - Module 2; Rooms 2121, 2123, 2125-A, 2125-B; as student services facilities and service areas; use codes 630, 635, 650, 655, 660, 665, 670, 675, 680, 685, 690; zero student stations; 2315 NSF.
- Estimated Cost: \$ 131,816
- 1.14. Remodel Facility 200 - Module 2; Rooms 2201 (1008 NSF), 207, 2208, 2210, 2212, 2214 (180 NSF), 2250, 2250-A, 2250-B, 2250-C, 2250-D, 2250-E, 2250-F; as two (2) physics laboratory suites; use codes 210, 215; PLUS 60 student stations; 4710 NSF; and as mechanical facilities; use code 30; 711 NSF; total 5421 NSF.
- Estimated Cost: \$ 268,187
- 1.15. Remodel Facility 200 - Module 2; Rooms 2219, 2219-A, 2219-B, 2219-C, 2239, 2239-A, 2241, 2241-A, 2241-B; as classroom facilities and service areas; use codes 110, 115; PLUS 100 student stations; 2823 NSF.
- Estimated Cost: \$ 160,742
- 1.16. Remodel Facility 400 - Module 4; Rooms 4238, 4238-A; as dental hygiene laboratory service area; use code 215; zero student stations; 455 NSF.
- Estimated Cost: \$ 25,908

Exhibit 500

- 1.17. Remodel Facility 600 - Module 6; Room 6201 (2218 NSF); as audio-visual facilities and service areas; use codes 530, 535; zero student stations; 2218 NSF.

Estimated Cost: \$ 126,293

Total Remodeling: \$ 775,238

RENOVATION

- 1.18. Renovate underground hot and chilled water lines, including related control systems, from Facility 17 - Central Utilities to Facilities 100, 200, 300, 400, 500, 600, 800.

Estimated Cost: \$ 2,286,000

- 1.19. Renovate utilities and facilities systems; Facilities 100, 200, 300, 400, 500, 600, 800; to include HVAC, electrical, mechanical, and plumbing systems.

Estimated Cost: \$ 6,000,000

- 1.20. Renovate campuswide fire and security systems; to include installation of state-of-the-art electronic monitoring equipment.

Estimated Cost: \$ 150,000

- 1.21. Renovate pursuant to definitions in Sec. 235.011 (11) (17), F.S., and provisions of Rule 6A-2, Part III, Sec. A, FAC, State Uniform Building Code; Facility 100 - Module 1; 9684 NSF.

Estimated Cost: \$ 367,605

- 1.22. Renovate pursuant to definitions in Sec. 235.011 (11) (17), F.S., and provisions of Rule 6A-2, Part III, Sec. A, FAC, State Uniform Building Code; corridors and rotunda areas; Facility 100 - Module 1; Rooms 1100, 1101, 1121, 1201, 1220, 1240, 1244, 1250; 8441 NSF; Facility 200 - Module 2; Rooms 2101, 2113, 2124; 1580 NSF; Facility 300 - Module 3; Rooms 3100, 3101, 3110, 3119, 3127, 3139, 3147, 3201, 3210, 3215, 3236; 10045 NSF; Facility 400 - Module 4; Rooms 4100, 4126, 4127, 4128, 4244, 4245, 4246, 4247; 5103 NSF; Facility 500 - Module 5; Rooms 5100, 5101, 5110, 5118, 5126, 5140, 5152, 5201, 5211, 5216, 5226, 5237; 10741 NSF; Facility 600 - Module 6; Rooms 6113, 6114, 6200, 6205, 6213, 6316, 6316-A, 6323; 6529 NSF; and Facility 800 - Module 8; Rooms 8126, 8127, 8128,

Exhibit 500

8129, 8218, 8219, 8220; 7450 NSF; total 49889 NSF.

Estimated Cost: \$ 1,893,786

- 1.23. Renovate pursuant to definitions in Sec. 235.011 (11) (17), F.S., and provisions of Rule 6A-2, Part III, Sec. A, FAC, State Uniform Building Code; Facility 200 - Module 2; Rooms 2100, 2109, 2110, 2200; 10868 NSF.

Estimated Cost: \$ 412,549

- 1.24. Renovate Facility 300 - Module 3; Rooms 3105, 3111, 3112; 2475 NSF.

Estimated Cost: \$ 93,951

- 1.25. Renovate Facility 500 - Module 5; Rooms 5105, 5111, 5112; 2475 NSF.

Estimated Cost: \$ 93,951

- 1.26. Renovate pursuant to definitions in Sec. 235.011 (11) (17), F. S., and provisions of Rule 6A-2, Part III, Sec. A, FAC, State Uniform Building Code; Facility 600 - Module 6; 13064 NSF.

Estimated Cost: \$ 495,909

Total Renovation: \$ 11,793,751

NEW CONSTRUCTION

- 1.27. Construct classroom facilities and service areas; use codes 110, 115; PLUS 1766 student stations; 49448 NSF; 70236 GSF.

Estimated Cost: \$ 7,998,476

- 1.28. Construct three (3) biology laboratory suites; use codes 210, 215; PLUS 60 student stations; 4500 NSF; 6392 GSF.

Estimated Cost: \$ 727,921

- 1.29. Construct biology (marine) laboratory suite; use codes 210, 215; PLUS 20 student stations; 1500 NSF; 2131 GSF.

Estimated Cost: \$ 242,678

- 1.30. Construct two (2) physics laboratory suites; use codes 210, 215; PLUS 60 student stations; 5490 NSF; 7798 GSF.

Exhibit 500

- Estimated Cost: \$ 888,036
- 1.31. Construct two (2) chemistry laboratory suites; use codes 210, 215; PLUS 48 student stations; 3240 NSF; 4602 GSF.
- Estimated Cost: \$ 524,076
- 1.32. Construct astronomy laboratory suite; use codes 210, 215; PLUS 20 student stations; 1400 NSF; 1989 GSF.
- Estimated Cost: \$ 226,507
- 1.33. Construct meteorology laboratory suite; use codes 210, 215; PLUS 20 student stations; 1400 NSF; 1989 GSF.
- Estimated Cost: \$ 226,507
- 1.34. Construct geology/earth sciences laboratory suite; use codes 210, 215; PLUS 48 student stations; 2800 NSF; 3977 GSF.
- Estimated Cost: \$ 452,901
- 1.35. Construct two (2) art laboratory suites; use codes 210, 215; PLUS 40 student stations; 2670 NSF; 3792 GSF.
- Estimated Cost: \$ 431,833
- 1.36. Construct four (4) foreign languages laboratory suites; use codes 210, 215; PLUS 100 student stations; 4400 NSF; 6250 GSF.
- Estimated Cost: \$ 711,750
- 1.37. Construct education laboratory suite; use codes 210, 215; PLUS 20 student stations; 1000 NSF; 1420 GSF.
- Estimated Cost: \$ 161,710
- 1.38. Construct business marketing and management laboratory suite; use codes 210, 215; PLUS 24 student stations; 1180 NSF; 1676 GSF.
- Estimated Cost: \$ 190,863
- 1.39. Construct three (3) computer (accounting) laboratory suites; use codes 210, 215; PLUS 75 student stations; 3675 NSF; 5220 GSF.
- Estimated Cost: \$ 594,454

Exhibit 500

- 1.40. Construct three (3) computer and information science laboratory suites; use codes 210, 215; PLUS 60 student stations; 3000 NSF; 4621 GSF.
- Estimated Cost: \$ 526,239
- 1.41. Construct two (2) mathematics (general) laboratory suites; use codes 210, 215; PLUS 100 student stations; 2650 NSF; 3764 GSF.
- Estimated Cost: \$ 428,644
- 1.42. Construct two (2) statistics (mathematical & theoretical) laboratory suites; use codes 210, 215; PLUS 50 student stations; 1400 NSF; 1989 GSF.
- Estimated Cost: \$ 226,507
- 1.43. Construct political science and government laboratory suite; use codes 210, 215; PLUS 25 student stations; 1675 NSF; 2379 GSF.
- Estimated Cost: \$ 270,921
- 1.44. Construct sociology laboratory suite; use codes 210, 215; PLUS 25 student stations; 1675 NSF; 2379 GSF.
- Estimated Cost: \$ 270,921
- 1.45. Construct two (2) communications (reading) laboratory suites; use codes 210, 215; PLUS 40 student stations; 2000 NSF; 2841 GSF.
- Estimated Cost: \$ 323,533
- 1.46. Construct three (3) communications (writing) laboratory suites; use codes 210, 215; PLUS 60 student stations; 3000 NSF; 4261 GSF.
- Estimated Cost: \$ 485,243
- 1.47. Construct journalism laboratory suite; use codes 210, 215; PLUS 15 student stations; 775 NSF; 1101 GSF.
- Estimated Cost: \$ 125,382
- 1.48. Construct two (2) interdisciplinary studies laboratory suites; use codes 210, 215; PLUS 40 student stations; 2700 NSF; 3835 GSF.
- Estimated Cost: \$ 436,730



Exhibit 500

- 1.49. Construct humanities laboratory suite; use codes 210, 215; PLUS 20 student stations; 1350 NSF; 1918 GSF.  
Estimated Cost: \$ 218,422
- 1.50. Construct ornamental horticulture laboratory suite; use codes 210, 212, 215; PLUS 25 student stations; 4725 NSF; 6711 GSF.  
Estimated Cost: \$ 764,249
- 1.51. Construct two (2) sales-merchandising II (fashion marketing) laboratory suites; use codes 210, 212, 215; PLUS 40 student stations; 3880 NSF; 5511 GSF.  
Estimated Cost: \$ 627,593
- 1.52. Construct sales-merchandising I (financial services/banking) laboratory suite; use codes 210, 215; PLUS 25 student stations; 1550 NSF; 2202 GSF.  
Estimated Cost: \$ 250,764
- 1.53. Construct two (2) hotel-motel I (restaurant management) laboratory suites; use codes 210, 212, 215; PLUS 40 student stations; 3320 NSF; 4716 GSF.  
Estimated Cost: \$ 537,058
- 1.54. Construct hotel-motel II (hospitality management) laboratory suite; use codes 210, 212, 215; PLUS 23 student stations; 2111 NSF; 2998 GSF.  
Estimated Cost: \$ 341,412
- 1.55. Construct two (2) management-supervision (retail food management) laboratory suites; use codes 210, 215; PLUS 40 student stations; 1330 NSF; 1889 GSF.  
Estimated Cost: \$ 215,119
- 1.56. Construct management-supervision (insurance) classroom laboratory suite; use codes 210, 215; PLUS 25 student stations; 800 NSF; 1136 GSF.  
Estimated Cost: \$ 129,368
- 1.57. Construct dental hygiene (associate degree) laboratory suite; use codes 210, 212, 215; PLUS 20 student stations; 3915 NSF;

Exhibit 500

5561 GSF.

Estimated Cost: \$ 633,287

- 1.58. Construct two (2) nursing (RN) laboratory suites; use codes 210, 212, 215; PLUS 40 student stations; 9770 NSF; 13877 GSF.

Estimated Cost: \$ 1,580,313

- 1.59. Construct occupational therapy assistant laboratory suite; use codes 210, 212, 215; PLUS 20 student stations; 3565 NSF; 5064 GSF.

Estimated Cost: \$ 576,688

- 1.60. Construct physical therapy assistant laboratory suite; use codes 210, 215; PLUS 20 student stations; 2335 NSF; 3317 GSF.

Estimated Cost: \$ 377,740

- 1.61. Construct radiation therapy technology laboratory suite; use codes 210, 212, 215; PLUS 20 student stations; 3775 NSF; 5362 GSF.

Estimated Cost: \$ 610,625

- 1.62. Construct radiation therapy technology (radiography) laboratory suite; use codes 210, 212, 215; PLUS 20 student stations; 3775 NSF; 5362 GSF.

Estimated Cost: \$ 610,625

- 1.63. Construct ophthalmic technician laboratory suite; use codes 210, 215; PLUS 20 student stations; 3385 NSF; 4808 GSF.

Estimated Cost: \$ 547,535

- 1.64. Construct respiratory therapist (respiratory care) laboratory suite; use codes 210, 212, 215; PLUS 20 student stations; 2920 NSF; 4148 GSF.

Estimated Cost: \$ 472,374

- 1.65. Construct emergency medical technician (paramedic) laboratory suite; use codes 210, 212, 215; PLUS 20 student stations; 3615 NSF; 5133 GSF.

Estimated Cost: \$ 584,774

- 1.66. Construct emergency medical technician (certificate)

Exhibit 500

laboratory suite; use codes 210, 212, 215; PLUS 20 student stations; 3615 NSF; 5135 GSF.

Estimated Cost: \$ 584,774

1.67. Construct cardio-pulmonary technology laboratory suite; use codes 210, 212, 215; PLUS 20 student stations; 5350 NSF; 7599 GSF.

Estimated Cost: \$ 865,374

1.68. Construct business data processing laboratory suite; use codes 210, 212, 215; PLUS 20 student stations; 1885 NSF; 2677 GSF.

Estimated Cost: \$ 304,857

1.69. Construct business data processing (computer programming/analysis) laboratory suite; use codes 210, 212, 215; PLUS 20 student stations; 1885 NSF; 2677 GSF.

Estimated Cost: \$ 304,857

1.70. Construct clerical occupations (records management) laboratory suite; use codes 210, 215; PLUS 25 student stations; 1400 NSF; 1989 GSF.

Estimated Cost: \$ 226,507

1.71. Construct clerical occupations (records specialist) laboratory suite; use codes 210, 215; PLUS 25 student stations; 1400 NSF; 1989 GSF.

Estimated Cost: \$ 226,507

1.72. Construct clerical occupations (postal services management) laboratory suite; use codes 210, 215; PLUS 26 student stations; 1452 NSF; 2062 GSF.

Estimated Cost: \$ 234,821

1.73. Construct secretarial occupations (office systems technology) laboratory suite; use codes 210, 215; PLUS 20 student stations; 1260 NSF; 1790 GSF.

Estimated Cost: \$ 203,845

1.74. Construct secretarial occupations (medical secretary) laboratory suite; use codes 210, 215; PLUS 20 student stations; 1260 NSF; 1790 GSF.

Exhibit 500

- Estimated Cost: \$ 203,845
- 1.75. Construct word processing laboratory suite; use codes 210, 215; PLUS 19 student stations; 1330 NSF; 1889 GSF.
- Estimated Cost: \$ 215,119
- 1.76. Construct word processing technology laboratory suite; use codes 210, 215; PLUS 20 student stations; 1500 NSF; 2131 GSF.
- Estimated Cost: \$ 242,678
- 1.77. Construct three (3) clerical occupations (supervisory and administrative management) laboratory suites; use codes 210, 215; PLUS 60 student stations; 3420 NSF; 4858 GSF.
- Estimated Cost: \$ 553,229
- 1.78. Construct two (2) clerical occupations (small business management) laboratory suites; use codes 210, 215; PLUS 38 student stations; 2176 NSF; 3091 GSF.
- Estimated Cost: \$ 352,003
- 1.79. Construct two (2) architectural design and construction technology laboratory suites; use codes 210, 215; PLUS 40 student stations; 5130 NSF; 7287 GSF.
- Estimated Cost: \$ 829,844
- 1.80. Construct civil engineering technology laboratory suite; use codes 210, 215; PLUS 20 student stations; 4010 NSF; 5696 GSF.
- Estimated Cost: \$ 648,660
- 1.81. Construct two (2) fire science technology laboratory suites; use codes 210, 212, 215; PLUS 40 student stations; 5950 NSF; 8451 GSF.
- Estimated Cost: \$ 962,400
- 1.82. Construct physical education facilities and service areas; use codes 520, 523, 525; zero student stations; 22545 NSF; 32023 GSF.
- Estimated Cost: \$ 3,646,779
- 1.83. Construct library facilities and service areas; use codes 410, 420, 430, 440, 455; zero student stations; 29958 NSF; 42552 GSF.

Exhibit 500

Estimated Cost: \$ 4,845,822

- 1.84. Construct audio-visual facilities and service areas; use codes 530, 535; zero student stations; 6811 NSF; 9674 GSF.

Estimated Cost: \$ 1,101,675

- 1.85. Construct auditorium/exhibition facilities and service areas; use codes 610, 615, 620, 625: zero student stations; 15250 NSF; 21661 GSF.

Estimated Cost: \$ 2,466,755

- 1.86. Construct student services facilities and service areas; use codes 630, 635, 650, 655, 660, 665, 670, 675, 680, 685, 690; zero student stations; 41348 NSF; 58731 GSF.

Estimated Cost: \$ 6,688,286

- 1.87. Construct office facilities and service areas; use codes 310, 315, 350, 355; zero student stations; 62792 NSF; 89190 GSF.

Estimated Cost: \$ 10,156,957

Total New Construction: \$ 61,415,372

Total Site 1: \$ 76,050,361

RECOMMENDATIONS

College: VALENCIA COMMUNITY COLLEGE

Site : No. 2: East Campus

SITE DEVELOPMENT

- 2.01. Develop acquired 20-acre site contiguous to north boundary of Site 2: East Campus, to make it usable.
- Estimated Cost: \$ 75,000

SITE IMPROVEMENT

- 2.02. Renovate campuswide exterior lighting system.
- Estimated Cost: \$ 100,000
- 2.03. Construct ten-inch fire service water line.
- Estimated Cost: \$ 700,000
- 2.04. Construct drainage system at south property line; approximately 1100 linear feet by 10 feet.
- Estimated Cost: \$ 40,000
- 2.05. Construct irrigation well and piping for sprinkling system for physical education and athletic fields.
- Estimated Cost: \$ 200,000
- 2.06. Renovate campuswide irrigation system.
- Estimated Cost: \$ 72,500
- 2.07. Renovate four (4) tennis courts; to include sealing, striping, fencing, lighting, and signs; for physical education.
- Estimated Cost: \$ 40,000
- Total Site Improvement: \$ 1,911,500

REMODELING

Exhibit 500

- 2.08. Remodel Facility 1 - Building A; Rooms 0001, 0002, 0003; as support services facilities and service areas; use codes 720, 725, 730, 735, 740, 745; zero student stations; 1955 NSF.
- Estimated Cost: \$ 111,318
- 2.09. Remodel Facility 2 - Building B; Rooms 0001, 0002, 0003, 0004; as support services facilities and service areas; use codes 720, 725, 730, 735, 740, 745; zero student stations; 1114 NSF; and as sanitation facilities; use code 30; zero student stations; 300 NSF; total 1414 NSF.
- Estimated Cost: \$ 80,513
- 2.10. Remodel Facility 3 - Building C; Room 0001; as support services facilities and service areas; use codes 720, 725, 730, 735, 740, 745; zero student stations; 1412 NSF.
- Estimated Cost: \$ 80,399
- 2.11. Remodel Facility 4 - Building D; Room 0001; as support services facilities and service areas; use codes 720, 725, 730, 735, 740, 745; zero student stations; 1412 NSF.
- Estimated Cost: \$ 80,399
- 2.12. Remodel Facility 5 - Building E; Room 0001; as office service areas; use code 315; zero student stations; 1412 NSF. (Remodeling Room 0001; use code 210 vocational; LESS 22 student stations.)
- Estimated Cost: \$ 80,399
- 2.13. Remodel Facility 6 - Building F; Rooms 0001, 0002; as office service areas; use code 315; zero student stations; 1412 NSF.
- Estimated Cost: \$ 80,399
- 2.14. Remodel Facility 100 - Building 1A; Rooms 1111, 1111-A, 1111-B, 1112, 1112-A, 1112-B; as classroom facilities and service areas; ; use codes 110, 115; PLUS 25 student stations; 700 NSF; and as office facilities and service areas; use codes 310, 315; zero student stations; 444 NSF; total 1144 NSF.
- Estimated Cost: \$ 65,139
- 2.15. Remodel Facility 100 - Building 1A; Rooms 1113, 1113-A, 1115, 1117; as classroom facilities and service areas; use codes 110, 115; PLUS 162 student stations; 4050 NSF; as microbiology laboratory suite; use codes 210, 215; PLUS 21 student

Exhibit 500

stations; 1555 NSF; as physics laboratory suite; use codes 210, 215; PLUS 21 student stations; 1455 NSF; and as office facilities and service areas; use codes 310, 315, 350, 355; zero student stations; 2905 NSF; total 9965 NSF.

Estimated Cost: \$ 567,407

- 2.16. Remodel Facility 100 - Building 1A; Room 1118; as biology laboratory; use code 210; PLUS 21 student stations; 1140 NSF. (Remodeling Room 1118; use code 110; LESS 46 student stations.)

Estimated Cost: \$ 64,912

- 2.17. Remodel Facility 100 - Building 1A; Rooms 1212 (1027 NSF), 1212-A, 1212-B, 1212-C, 1212-D, 1212-E, 1213, 1213-A, 1215, 1215-A, 1215-B, 1215-C, 1215-D, 1215-E; as graphic design technology laboratory suite; use codes 210, 212, 215; PLUS 25 student stations; 3288 NSF.

Estimated Cost: \$ 187,219

- 2.18. Remodel Facility 100 - Building 1A; Rooms 1212 (525 NSF), 1214, 1216, 1216-A, 1217, 1217-A, 1217-C; as academic support (honors resource center) laboratory suite; use code 215; zero student stations; 1678 NSF; and as office facilities and service areas; use codes 310, 315; zero student stations; 550 NSF; total 2228 NSF.

Estimated Cost: \$ 126,862

- 2.19. Remodel Facility 100 - Building 1A; Room 1229; as organic chemistry laboratory; use code 210; PLUS 21 student stations; 1155 NSF. (Remodeling Room 1229; use code 110; LESS 46 student stations.)

Estimated Cost: \$ 64,912

- 2.20. Remodel Facility 100 - Building 1A; Rooms 1322, 1322-B, 1322-C, 1322-D, 1322-E; as inorganic chemistry laboratory suite; use codes 210, 215; PLUS 21 student stations; 2349 NSF. (Remodeling Room 1322-B; use code 110; LESS 47 student stations.)

Estimated Cost: \$ 133,752

- 2.21. Remodel Facility 101 - Building 1B; Rooms 1251, 1251-A, 1251-B, 1251-C, 1252, 1252-A; as film production technology (editing) laboratory; use code 210, PLUS 20 student stations; 1743 NSF; and as film production technology (screening)



Exhibit 500

laboratory; use code 210; PLUS 20 student stations; 1744 NSF; total 3487 NSF.

Estimated Cost: \$ 198,550

- 2.22. Remodel Facility 101 - Building 1B; Room 1256; as academic support (tutor/test) facilities; use code 215; zero student stations; 688 NSF.

Estimated Cost: \$ 39,175

- 2.23. Remodel Facility 200 - Building 2; Rooms 2120, 2120-A, 2122, 2122-A, 2122-B; as academic support (tutor/test/orientation) facilities; use code 215; zero student stations; 2235 NSF. (Remodeling Room 2122; use code 210 vocational; LESS 14 student stations.)

Estimated Cost: \$ 127,261

- 2.24. Remodel Facility 200 - Building 2; Rooms 2203, 2205, 2205-A, 2205-B, 2205-C, 2205-D, 2206, 2206-A, 2206-B, 2235; as two (2) business data processing (computer programming/analysis) laboratory suites; use codes 210, 212, 215; PLUS 40 student stations; 3770 NSF; as drafting and design technology laboratory suite; use codes 210, 215; PLUS 20 student stations; 2050 NSF; and as office facilities and service areas; use codes 310, 315, 350, 355; zero student stations; 692 NSF; total 6512 NSF. (Remodeling Room 2203; use code 210 non-vocational; LESS 17 student stations.)

Estimated Cost: \$ 370,793

- 2.25. Remodel Facility 200 - Building 200; Room 2304; as secretarial occupations (office systems technology) laboratory suite; use codes 210, 215; PLUS 16 student stations; 1028 NSF; and as circulation facilities; use code 20; zero student stations; 525 NSF; total 1613 NSF. (Remodeling Room 2304; use code 210 vocational; LESS 26 student stations.)

Estimated Cost: \$ 88,428

Total Remodeling: \$ 2,547,837

RENOVATION

- 2.26. Renovate Facility 200 - Building 2; Rooms 2174, 2175, 2176; 3342 NSF.

Estimated Cost: \$ 126,862

Exhibit 500

- 2.27. Renovate Facility 300 - Building 3; Rooms 3100, 3100-A, 3106, 3106-A, 3106-B, 3106-C, 3106-D, 3111, 3113, 3113-A; 5937 NSF.

Estimated Cost: \$ 225,369

- 2.28. Renovate pursuant to definitions in Sec, 235.011 (11) (17), F.S., and provisions in 6A-2, Part III, Sec. A, FAC, State Uniform Building Code; Facility 100 - Building 1A, Facility 101 - Building 1B, Facility 200 - Building 2, Facility 300 - Building 3; utilities and facilities systems; to include HVAC, mechanical, electrical, plumbing, and building exteriors.

Estimated Cost: \$ 3,100,000

Total Renovation: \$ 3,452,231

NEW CONSTRUCTION

- 2.29. Construct classroom facilities and service areas; use codes 110, 115; PLUS 714 student stations; 17850 NSF; 25354 GSF.

Estimated Cost: \$ 2,887,314

- 2.30. Construct anatomy and physiology laboratory suite; use codes 210, 215; PLUS 21 student stations; 1555 NSF; 2209 GSF.

Estimated Cost: \$ 251,561

- 2.31. Construct two (2) physical sciences (computer) laboratory suites; use codes 210, 215; PLUS 40 student stations; 2800 NSF; 3977 GSF.

Estimated Cost: \$ 452,901

- 2.32. Construct two (2) geology/earth sciences laboratory suites; use codes 210, 215; PLUS 42 student stations; 2910 NSF; 4133 GSF.

Estimated Cost: \$ 470,666

- 2.33. Construct art (drawing) laboratory suite; use codes 210, 215; PLUS 20 student stations; 1335 NSF; 1896 GSF.

Estimated Cost: \$ 215,916

- 2.34. Construct art (printmaking) laboratory suite; use codes 210, 215; PLUS 18 student stations; 1175 NSF; 1669 GSF.

Exhibit 500

- Estimated Cost: \$ 190,066
- 2.35. Construct photography laboratory suite; use codes 210, 215; PLUS 20 student stations; 1275 NSF; 1811 GSF.
- Estimated Cost: \$ 206,237
- 2.36. Construct two (2) foreign languages laboratory suites; use codes 210, 215; PLUS 52 student stations; 2280 NSF; 3239 GSF.
- Estimated Cost: \$ 368,857
- 2.37. Construct English literature (script/film writing) laboratory suite; use codes 210, 215; PLUS 30 student stations; 1450 NSF; 2060 GSF.
- Estimated Cost: \$ 234,593
- 2.38. Construct two (2) speech/debate/forensic science laboratory suites; use codes 210, 215; PLUS 50 student stations; 2450 NSF; 3480 GSF.
- Estimated Cost: \$ 396,302
- 2.39. Construct two (2) creative writing/publication laboratory suites; use codes 210, 215; PLUS 40 student stations; 2000 NSF; 2841 GSF.
- Estimated Cost: \$ 323,533
- 2.40. Construct two (2) computer (accounting) laboratory suites; use codes 210, 215; PLUS 32 student stations; 1640 NSF; 2329 GSF.
- Estimated Cost: \$ 265,227
- 2.41. Construct three (3) mathematics (computer) laboratory suites; use codes 210, 215; PLUS 60 student stations; 1725 NSF; 2450 GSF.
- Estimated Cost: \$ 279,006
- 2.42. Construct psychology laboratory suite; use codes 210, 215; PLUS 20 student stations; 1400 NSF; 1989 GSF.
- Estimated Cost: \$ 226,507
- 2.43. Construct political science laboratory suite; use codes 210, 215; PLUS 20 student stations; 1400 NSF; 1989 GSF.
- Estimated Cost: \$ 226,507

Exhibit 500

- 2.44. Construct sociology laboratory suite; use codes 210, 215; PLUS 20 student stations; 1400 NSF; 1989 GSF.
- Estimated Cost: \$ 226,507
- 2.45. Construct leadership skills development laboratory suite; use codes 210, 215; PLUS 20 student stations; 1000 NSF; 1420 GSF.
- Estimated Cost: \$ 161,710
- 2.46. Construct communications laboratory suite; use codes 210, 215; PLUS 20 student stations; 1000 NSF; 1420 GSF.
- Estimated Cost: \$ 161,710
- 2.47. Construct emergency medical technology (paramedic/certificate) laboratory suite; use codes 210, 212, 215; PLUS 16 student stations; 3263 NSF; 4635 GSF.
- Estimated Cost: \$ 527,834
- 2.48. Construct three (3) accounting and computing (accounting) laboratory suites; use codes 210, 215; PLUS 60 student stations; 3660 NSF; 5199 GSF.
- Estimated Cost: \$ 592,062
- 2.49. Construct accounting and computing laboratory suite; use codes 210, 215; PLUS 24 student stations; 1444 NSF; 2051 GSF.
- Estimated Cost: \$ 233,568
- 2.50. Construct business data processing (computer programming/analysis) laboratory suite; use codes 210, 212, 215; PLUS 21 student stations; 1948 NSF; 2767 GSF.
- Estimated Cost: \$ 315,106
- 2.51. Construct business administration and management laboratory suite; use codes 210, 215; PLUS 20 student stations; 1140 NSF; 1619 GSF.
- Estimated Cost: \$ 184,372
- 2.52. Construct technical writing/publications technology laboratory suite; use codes 210, 215; PLUS 20 student stations; 1850 NSF; 2628 GSF.
- Estimated Cost: \$ 299,277

Exhibit 500

- 2.53. Construct criminal justice technology laboratory suite; use codes 210, 212, 215; PLUS 25 student stations; 4905 NSF; 6967 GSF.
- Estimated Cost: \$ 793,402
- 2.54. Construct music production technology laboratory suite; use codes 210, 215; PLUS 20 student stations; 2410 NSF; 3423 GSF.
- Estimated Cost: \$ 389,811
- 2.55. Construct theatre entertainment technology laboratory; use code 210; PLUS 25 student stations; 3000 NSF; 4261 GSF.
- Estimated Cost: \$ 485,243
- 2.56. Construct physical education facilities and service areas; use codes 520, 523, 525; zero student stations; 13316 NSF; 18914 GSF.
- Estimated Cost: \$ 2,153,926
- 2.57. Construct library facilities and service areas; use codes 410, 420, 430, 440, 455; zero student stations; 21752 NSF; 30897 GSF.
- Estimated Cost: \$ 3,518,550
- 2.58. Construct audio-visual facilities and service areas; use codes 530, 535; zero student stations; 3322 NSF; 4719 GSF.
- Estimated Cost: \$ 537,400
- 2.59. Construct student services facilities and service areas; use codes 630, 635, 650, 655, 660, 665, 670, 675, 680, 685, 690, 810, 830, 850, 895; zero student stations; 29903 NSF; 42474 GSF.
- Estimated Cost: \$ 4,836,939
- 2.60. Construct office facilities and service areas; use codes 310, 315, 350, 355; zero student stations; 40855 NSF; 58030 GSF.
- Estimated Cost: \$ 6,608,456
- 2.61. Construct support services facilities and service areas; use codes 580, 585, 630, 635, 650, 655, 680, 685, 690, 710, 715, 720, 725, 730, 735, 740, 745; zero student stations; 10525 NSF; 14950 GSF.

Exhibit 500

Estimated Cost: \$ 1,702,506

Total New Construction: \$ 30,723,572

Total Site 2: \$ 38,710,140

RECOMMENDATIONS

College: VALENCIA COMMUNITY COLLEGE

Site : No. 3: Downtown Center

NEW CONSTRUCTION

3.01. Construct office facilities and service areas; use codes 310, 315, 350, 355; zero student stations; 35123 NSF; 49889 GSF.

Estimated Cost: \$ 5,681,359

Total Site 3: \$ 5,681,359

RECOMMENDATIONS

College: VALENCIA COMMUNITY COLLEGE

Site : No. 5: Osceola Campus

SITE DEVELOPMENT

5.01. Develop acquired 100-acre site to make it usable.

Estimated Cost: \$ 1,200,000

NEW CONSTRUCTION

5.01. Construct classroom facilities and service areas; use codes 110, 115; PLUS 1027 student stations; 28756 NSF; 40845 GSF.

Estimated Cost: \$ 4,651,429

5.02. Construct two (2) biology laboratory suites; use codes 210, 215; PLUS 48 student stations; 4140 NSF; 5880 GSF.

Estimated Cost: \$ 669,614

5.03. Construct two (2) chemistry/physical sciences laboratory suites; use codes 210, 215; PLUS 48 student stations; 3940 NSF; 5596 GSF.

Estimated Cost: \$ 637,272

5.04. Construct art laboratory suite; use codes 210, 215; PLUS 24 student stations; 1535 NSF; 2180 GSF.

Estimated Cost: \$ 248,258

5.05. Construct foreign languages laboratory suite; use codes 210, 215; PLUS 24 student stations; 1060 NSF; 1506 GSF.

Estimated Cost: \$ 120,713

5.06. Construct letters laboratory suite; use codes 210, 215; PLUS 25 student stations; 700 NSF; 994 GSF.

Estimated Cost: \$ 113,197

5.07. Construct two (2) academic support (tutor/test) suites; use code 215; zero student stations; 1350 NSF; 1918 GSF.



Exhibit 500

- Estimated Cost: \$ 218,422
- 5.08. Construct business and management laboratory suite; use codes 210, 215; PLUS 24 student stations; 1180 NSF; 1676 GSF.
- Estimated Cost: \$ 190,863
- 5.09. Construct computer (accounting) laboratory suite; use codes 210, 215; PLUS 24 student stations; 1180 NSF; 1676 GSF.
- Estimated Cost: \$ 190,863
- 5.10. Construct three (3) computer and information science laboratory suites; use codes 210, 215; PLUS 72 student stations; 3540 NSF; 5028 GSF.
- Estimated Cost: \$ 572,589
- 5.11. Construct two (2) mathematics laboratory suites; use codes 210, 215; PLUS 48 student stations; 1350 NSF; 1918 GSF.
- Estimated Cost: \$ 218,422
- 5.12. Construct social sciences laboratory suite; use codes 210, 215; PLUS 24 student stations; 1620 NSF; 2301 GSF.
- Estimated Cost: \$ 262,038
- 5.13. Construct two (2) communications laboratory suites; use codes 210, 215; PLUS 50 student stations; 2450 NSF; 3480 GSF.
- Estimated Cost: \$ 396,302
- 5.14. Construct sales-merchandising I (financial/credit services) laboratory suite; use codes 210, 215; PLUS 24 student stations; 1493 NSF; 2121 GSF.
- Estimated Cost: \$ 241,539
- 5.15. Construct emergency medical technology (EMT) laboratory suite; use codes 210, 212, 215; PLUS 24 student stations; 3967 NSF; 5635 GSF.
- Estimated Cost: \$ 641,714
- 5.16. Construct emergency medical technology (paramedic) laboratory suite; use codes 210, 212, 215; PLUS 24 student stations; 3967 NSF; 5635 GSF.

Exhibit 500

- Estimated Cost: \$ 641,714
- 5.17. Construct emergency medical services (EMS) laboratory (associate degree) suite; use codes 210, 212, 215; PLUS 24 student stations; 3967 NSF; 5635 GSF.
- Estimated Cost: \$ 641,714
- 5.18. Construct business data processing laboratory suite; use codes 210, 212, 215; PLUS 24 student stations; 2137 NSF; 3035 GSF.
- Estimated Cost: \$ 345,626
- 5.19. Construct business data processing (computer programming and analysis) laboratory suite; use codes 210, 212, 215; PLUS 24 student stations; 2137 NSF; 3035 GSF.
- Estimated Cost: \$ 345,626
- 5.20. Construct clerical occupations (records management) laboratory suite; use codes 210, 215; PLUS 24 student stations; 1348 NSF; 1915 GSF.
- Estimated Cost: \$ 218,080
- 5.21. Construct secretarial occupations (office systems specialist) laboratory suite; use codes 210, 215; PLUS 24 student stations; 1492 NSF; 2119 GSF.
- Estimated Cost: \$ 241,312
- 5.22. Construct secretarial occupations (office systems technology) laboratory suite; use codes 210, 215; PLUS 24 student stations; 1492 NSF; 2119 GSF.
- Estimated Cost: \$ 241,312
- 5.23. Construct word processing technology laboratory suite; use codes 210, 215; PLUS 24 student stations; 1780 NSF; 2528 GSF.
- Estimated Cost: \$ 287,889
- 5.24. Construct clerical occupations (business administration and management) laboratory suite; use codes 210, 215; PLUS 24 student stations; 1348 NSF; 1915 GSF.
- Estimated Cost: \$ 218,080
- 5.25. Construct clerical occupations (small business management) laboratory suite; use codes 210, 215; PLUS 24 student

Exhibit 500

stations; 1348 NSF; 1915 GSF.

Estimated Cost: \$ 218,080

- 5.26. Construct drafting and design technology laboratory suite; use codes 210, 215; PLUS 22 student stations; 2202 NSF; 3128 GSF.

Estimated Cost: \$ 356,217

- 5.27. Construct industrial management technology laboratory suite; use codes 210, 212, 215; PLUS 24 student stations; 2044 NSF; 2903 GSF.

Estimated Cost: \$ 330,594

- 5.28. Construct physical education facilities and service areas; use codes 520, 523, 525; zero student stations; 17638 NSF; 25053 GSF.

Estimated Cost: \$ 2,853,036

- 5.29. Construct library facilities and service areas; use codes 410, 420, 430, 440, 445; zero student stations; 22374 NSF; 31780 GSF.

Estimated Cost: \$ 3,619,106

- 5.30. Construct audio-visual facilities and service areas; use codes 530, 535; zero student stations; 4173 NSF; 5927 GSF.

Estimated Cost: \$ 674,967

- 5.31. Construct auditorium/exhibition facilities and service areas; use codes 610, 615, 620, 625; zero student stations; 8319 NSF; 11816 GSF.

Estimated Cost: \$ 1,345,606

- 5.32. Construct student services facilities and service areas; use codes 630, 635, 650, 655, 660, 665, 670, 675, 680, 685, 690, 810, 830, 850, 895; zero student stations; 20798 NSF; 29541 GSF.

Estimated Cost: \$ 3,364,129

- 5.33. Construct office facilities and service areas; use codes 310, 315, 350, 355; zero student stations; 34857 NSF; 49511 GSF.

Estimated Cost: \$ 5,638,313

Exhibit 500

- 5.34. Construct support services facilities and service areas; use codes 580, 585, 630, 635, 650, 655, 680, 685, 690, 710, 715, 720, 725, 730, 735, 740, 745; zero student stations; 9581 NSF; 13609 GSF.

Estimated Cost: \$ 1,560,270

Total New Construction: \$ 32,504,429

Total Site 5: \$ 33,704,429

Total Collegewide: \$154,146,286

### Standard Collegewide Recommendations

- S.1. Provide custodial services facilities as prescribed in Rule 6A-2.038(2)(3), Florida Administrative Code.
- S.2. Provide sanitation facilities for serving students, staff, and the general public as required in Rule 6A-2.068, .069, Florida Administrative Code.
- S.3. Correct deficiencies related to safety, health, and sanitation as identified in Rule 6A-2, Part III, Florida Administrative Code.
- S.4. Modify facilities, recommended for continued use in this survey report, to comply with standards and specifications for the physically disabled as established in Section 255.21, Florida Statutes.
- S.5. Replace defective roofs and roofing membranes, except those of facilities recommended to be razed in this survey report, in accordance with Rule 6A-2.0205(8), Florida Administrative Code.
- S.6. Replace or purchase additional furnishings and equipment, for facilities recommended for continued use in this survey report, as provided for in Rule 6A-2.0205(5), Florida Administrative Code.
- S.7. Provide paved auto parking areas pursuant to Rule 6A-2.039(5), FAC.
- S.8. Purchase sites for SBE designated campuses, centers and special purpose centers for educational facilities for future use beyond the projection period of this survey. Sites to be approved by the Office of Educational Facilities pursuant to Section 235.19 and 240.327, Florida Statutes, and Rule 6A-2.039, FAC.